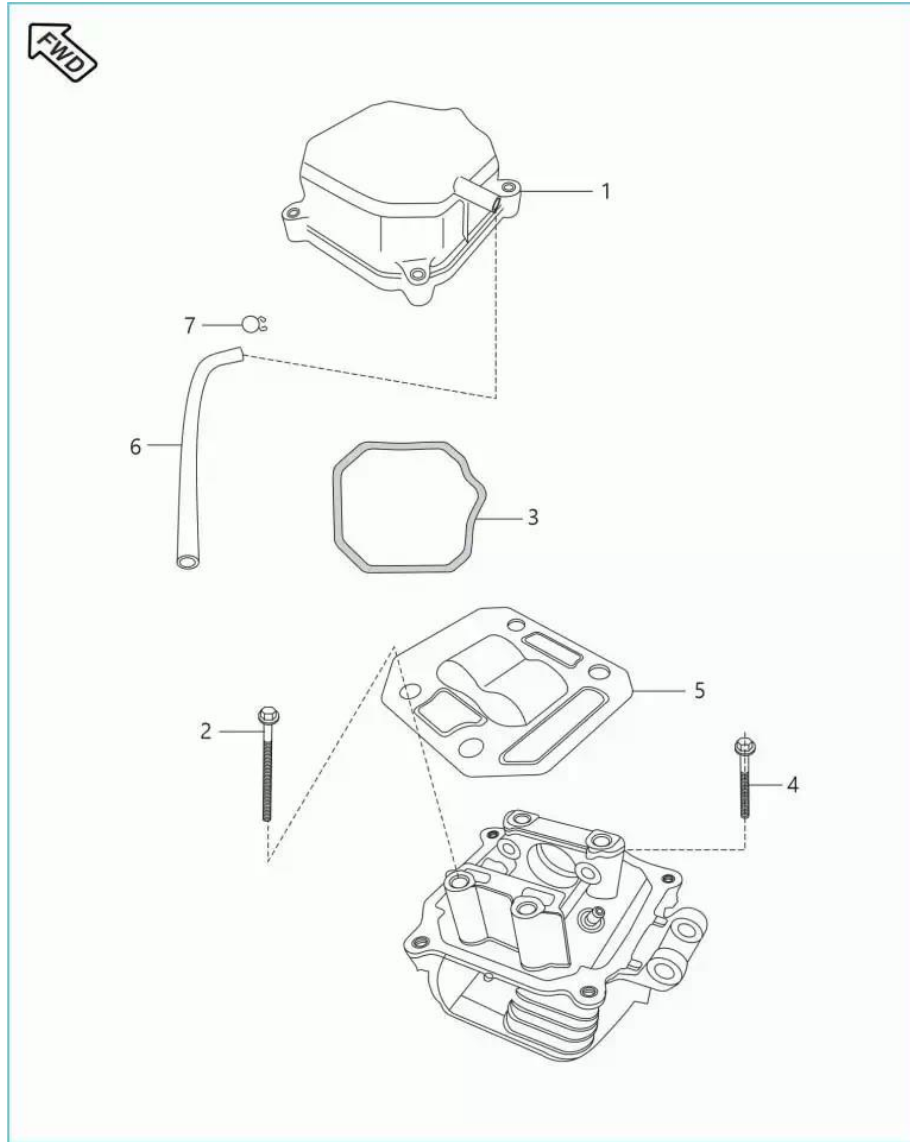


Boxer BM 150 (00PFSHZZ)

Boxer BM 150 (00PFSHZZ)

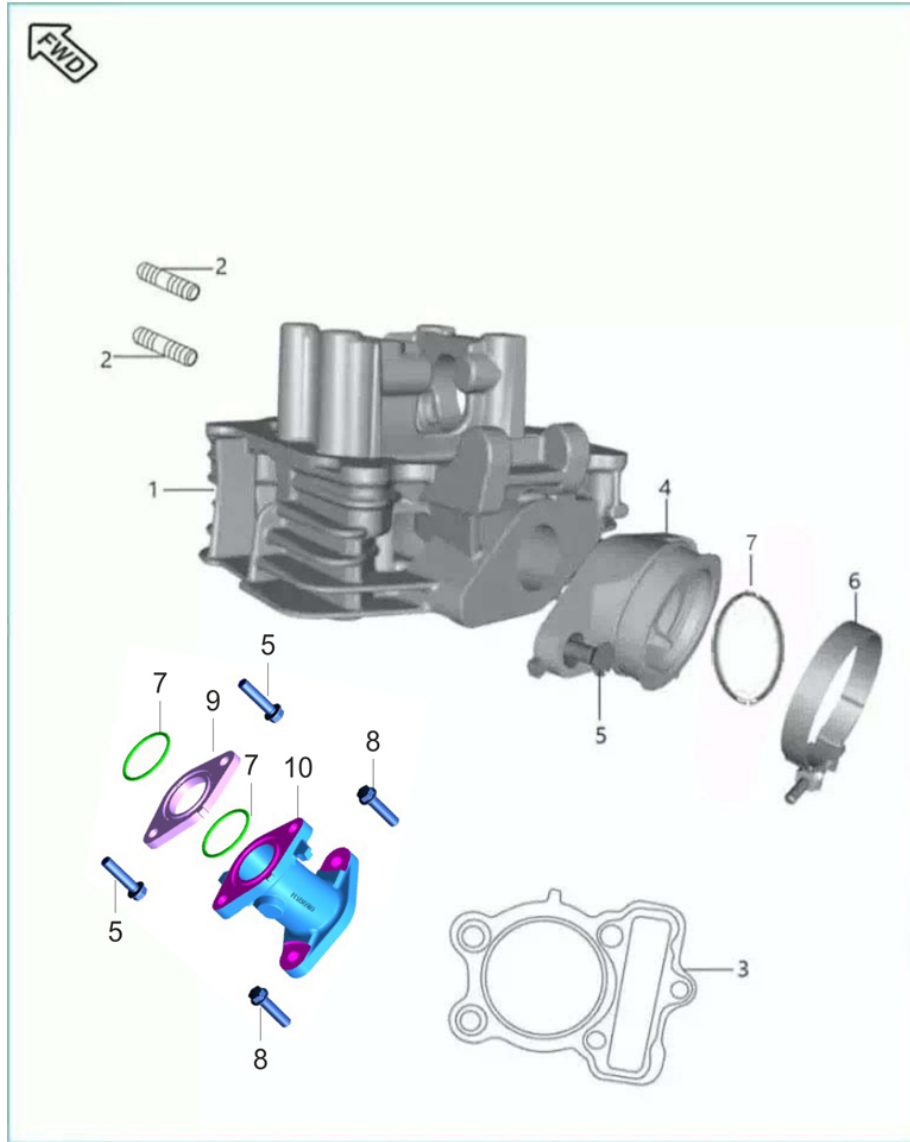
1. Cover Cylinder Head



Sr. No.	Part No.	Description	QTY.	Remarks
1	JZ511021	ASSEMBLY COVER CYL HEAD DISCO H	1	
2	JA511008	BOLT HEAD MOUNTING-M8X1.25X196L	4	
3	JD511010	GASKET HEAD COVER	1	
4	PF511021	BOLT HEAD M8*144.5 BM150	1	
5	PF511622	PLATE ASSEMBLY HEAD CYLINDER	1	
6	JV581025	PIPE BREATHER	1	
7	DG121002	CLAMP	3	

Boxer BM 150 (00PFSHZZ)

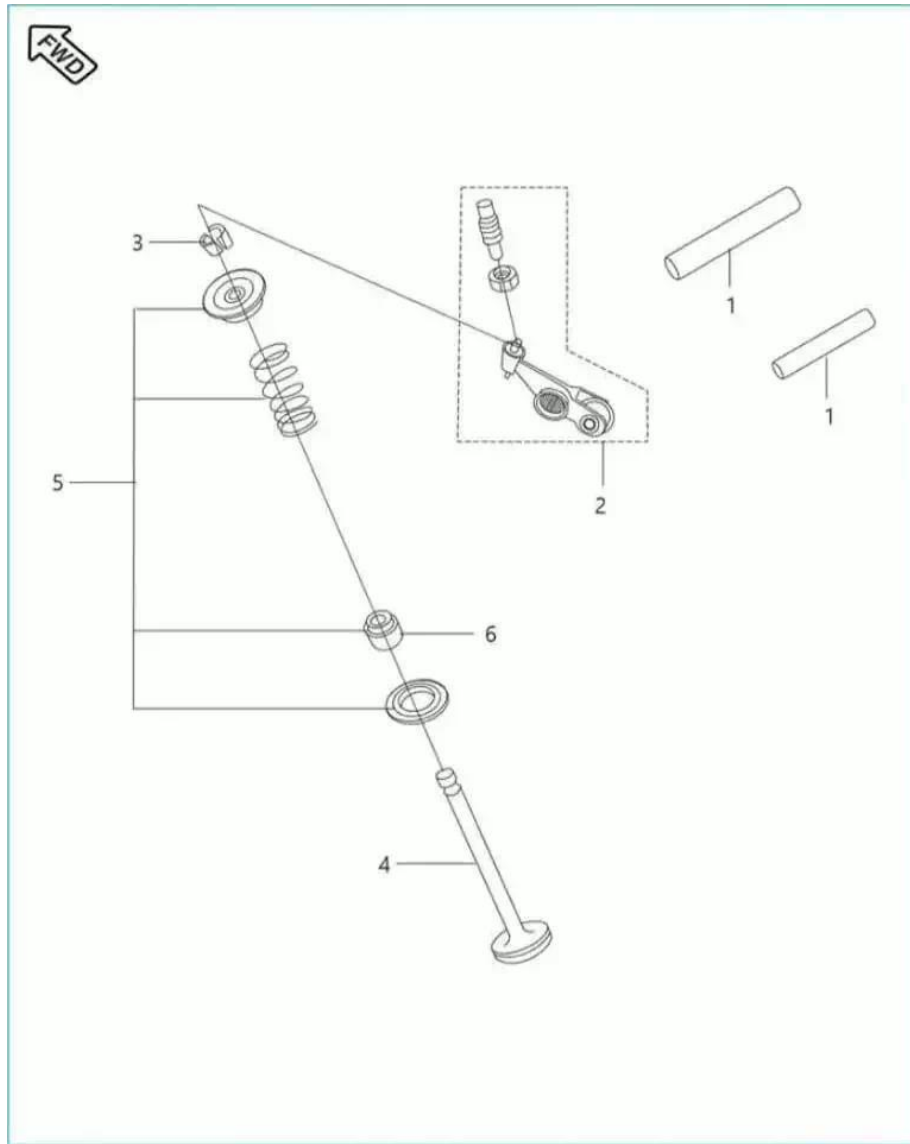
2. Cylinder Head



Sr. No.	Part No.	Description	QTY.	Remarks
1	PF511577	HEAD CYLINDER	1	
2	39166005	STUD-M8	2	
3	JZ511016	GASKET CYLINDER HEAD	1	
4	PF581444	MANIFOLD INTAKE	1	
5	KAED0625	BOLT FLANGED M6X1	2	
6	JG581442	CLAMP INTAKE PIPE	2	
7	LJA00011	RING O -ID 28.7 X SECT. DIA. 1.9	2	
8	KAED0622	Bolt flanged	2	Ref IB-Cir-503
9	PF581423	INSULATOR MANIFOLD	1	Ref IB-Cir-503
10	PF581471	Manifold Intake	1	Ref IB-Cir-503

Boxer BM 150 (00PFSHZZ)

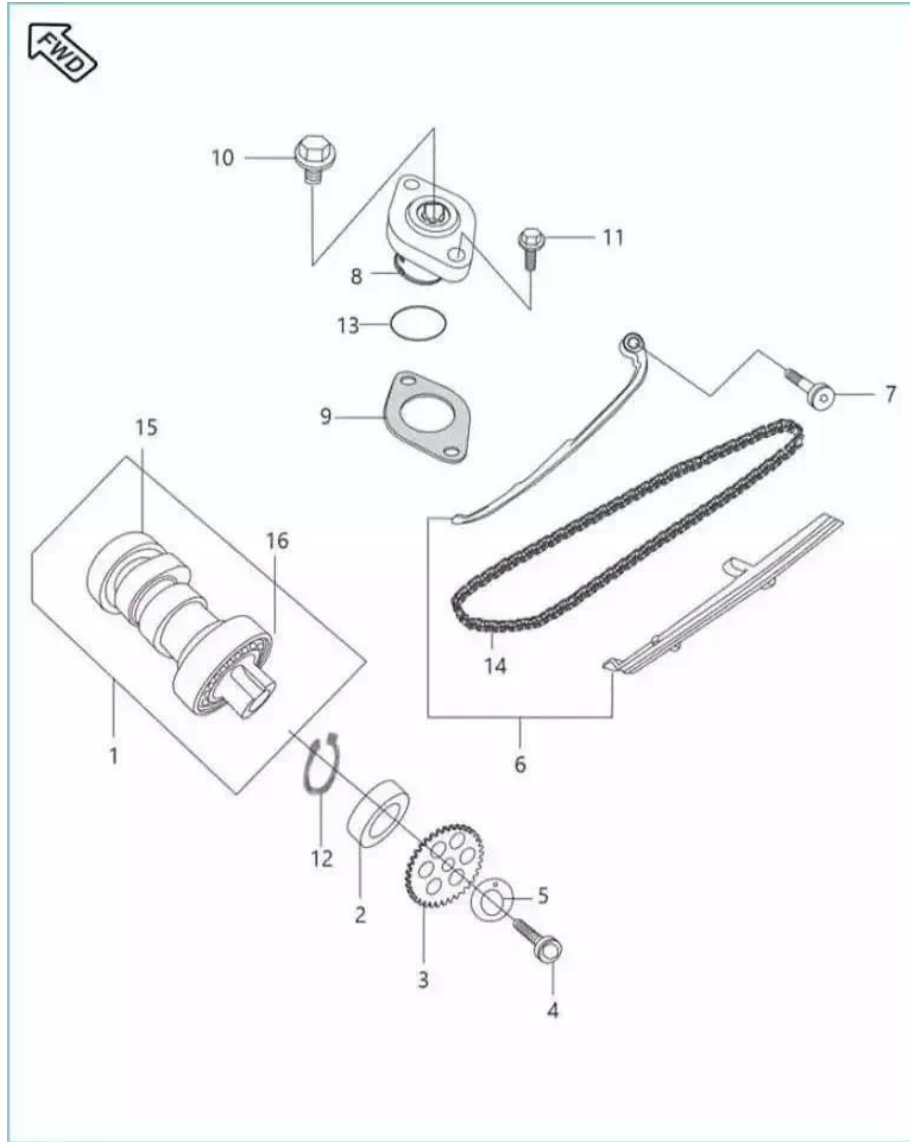
3. Valve



Sr. No.	Part No.	Description	QTY.	Remarks
1	JH511212	SHAFT ROCKER ARM	2	
2	JH511210	ROCKER ARM ASSEMBLY	2	
3	DG101029	COLLET	4	
4	36JZ0001	KIT VALVE DISCO H	1	
5	36XXXX1	KIT VALVE REPAIR	1	
6	JU511214	SEAL STEM VALVE	2	

Boxer BM 150 (00PFSHZZ)

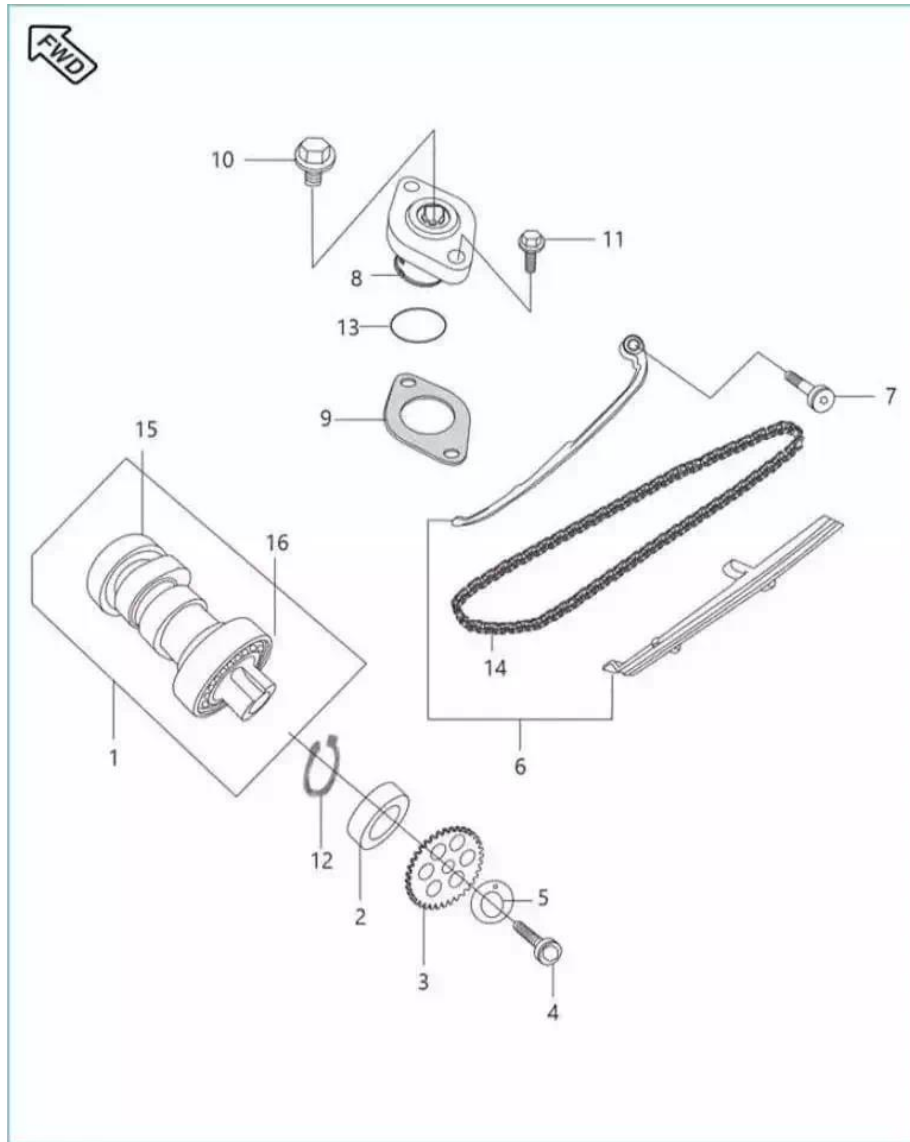
4. Camshaft / Tensioner



Sr. No.	Part No.	Description	QTY.	Remarks
1	JZ511004	CAM SHAFT COMP	1	
2	JA511216	SPACER CAM SPROCKET	1	
3	PD511229	SPROCKET - CAM DRIVEN :- 32 TEETH	1	
4	DK101386	PRECOATED SOC HD CAP BOLT M8X40	1	
5	DH101048	WASHER - SPECIAL :- CAMSHAFT	1	
6	36JE0003	KIT CHAIN GUIDE SPRINT	1	
7	DH101392	PRECOATED TENSIONER PIVOT BOLT - DH10101	1	
8	JE521016	TENSIONER CHAIN D102C	1	
9	CS101128	Gasket	1	
10	DD101062	BOLT	1	
11	KAED0620	BOLT-FLANGED-SMALL (HT COIL BOL	2	
12	KEBB3515	CIRCLIP INTERNAL	1	

Boxer BM 150 (00PFSHZZ)

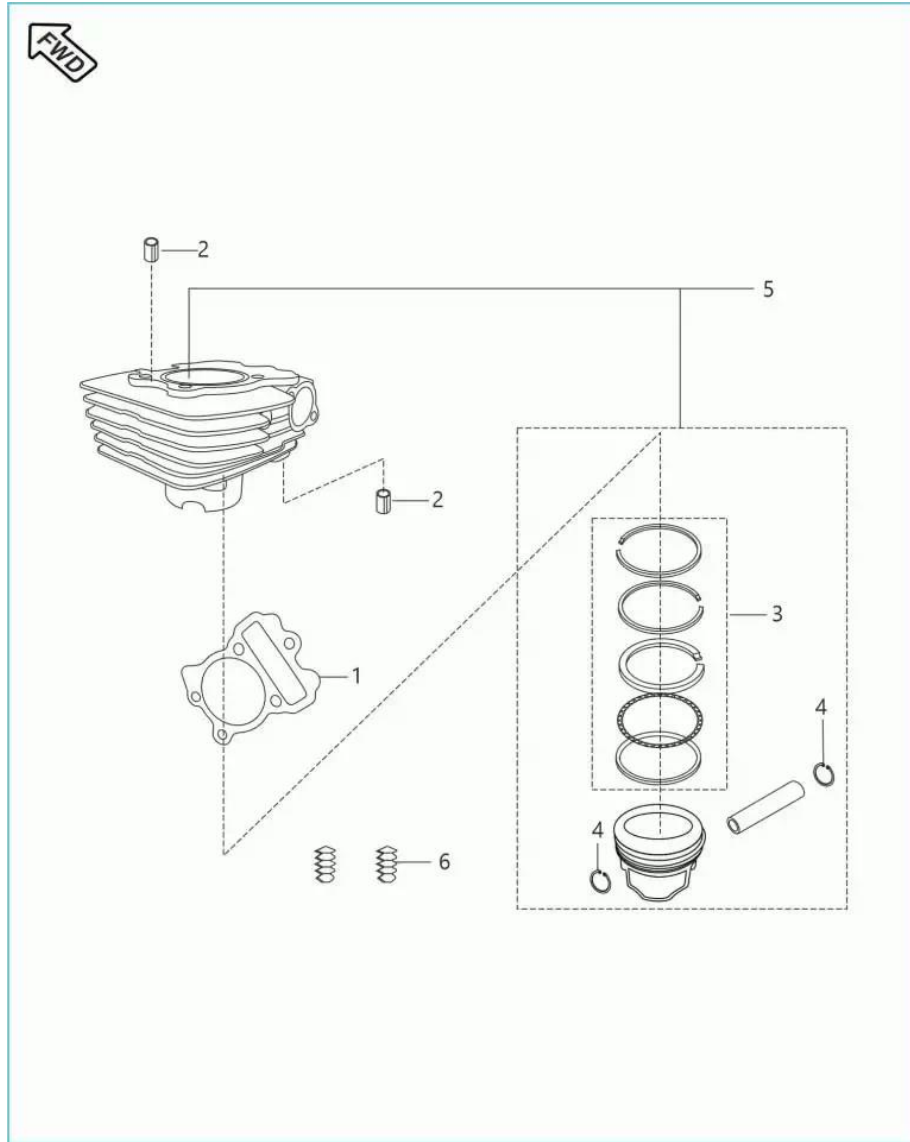
4. Camshaft / Tensioner



Sr. No.	Part No.	Description	QTY.	Remarks
13	39266921	RING - O (ID 10.15 X 1.5)	1	
14	DS109905	CAM CHAIN (94 LINKS)	1	
15	39188020	BEARING - BALL :- 15 X 32 X 9 (6002-C3)	1	
16	JE511049	BEARING CAM SHAFT D102C	1	

Boxer BM 150 (00PFSHZZ)

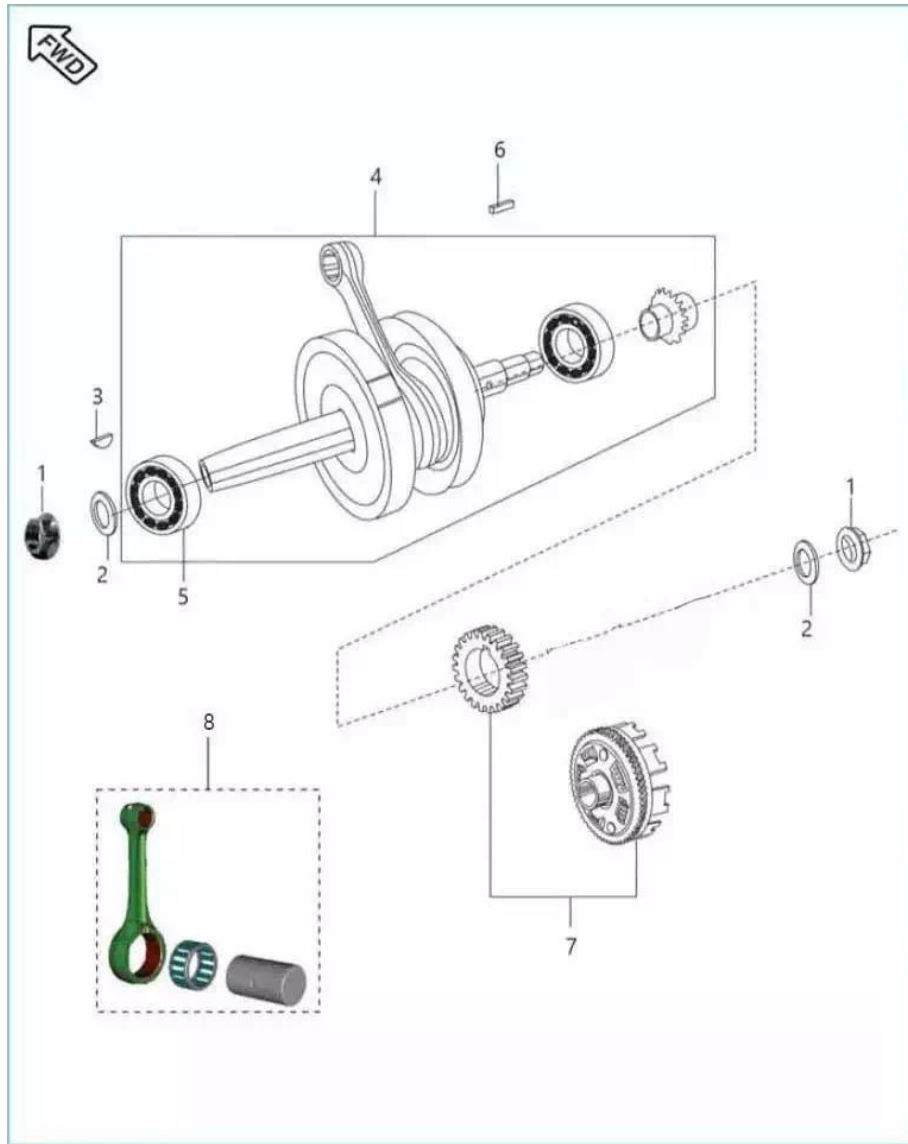
5. Cylinder & Piston



Sr. No.	Part No.	Description	QTY.	Remarks
1	JH521007	GASKET BLOCK CYLINDER	1	
2	39100006	PIN - HOLLOW DOWEL	2	
3	36PF0116	KIT PISTON RING BM150 FI	1	
4	DP101165	RING - SNAP (OD = 15.8, WIRE DIA. = 1.0)	2	
5	36PF0002	KIT BLOCK PIST ASSLY BM150	1	
6	JA521015	DAMPER CYLINDER BLOCK	3	

Boxer BM 150 (00PFSHZZ)

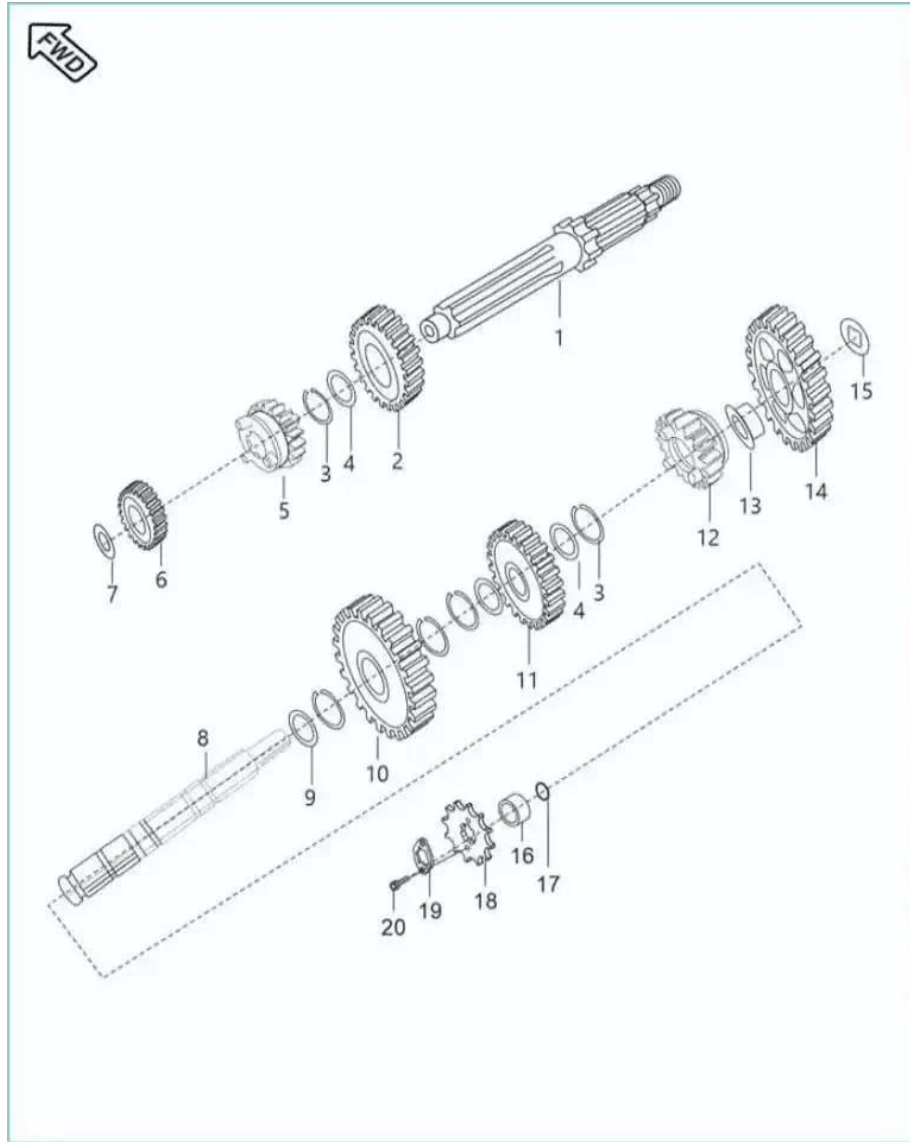
6. Crankshaft



Sr. No.	Part No.	Description	QTY.	Remarks
1	59150014	NUT FLANGE	2	
2	LDA00025	WASHER PLAIN-ID 14.5XOD 26XTHK 3	2	
3	KFAB4050	KEY WOODRUFF	1	
4	PF531089	CRANKSHAFT ASSEMBLY	1	
5	JE531001	BALL BEARING-22X56X16	2	
6	DS101154	KEY	1	
7	36Jz0003	KIT DRIVE & DRIVEN DISCO H	1	
8	36JD0108	CONNECTING ROD KIT BM15	1	

Boxer BM 150 (00PFSHZZ)

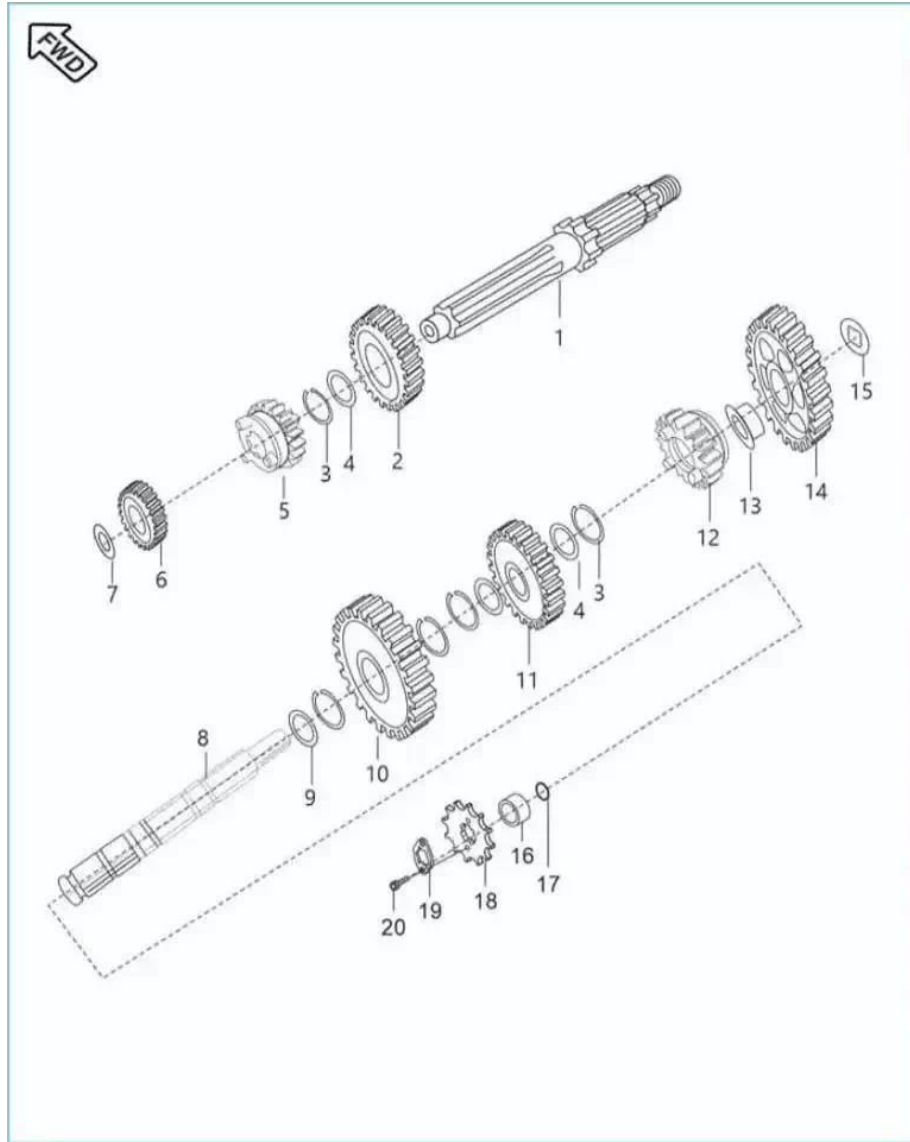
7. Transmission



Sr. No.	Part No.	Description	QTY.	Remarks
1	JZ551010	SHAFT INPUT W/O GUN HOLE	1	
2	JE551202	GEAR 4TH DRIVE K11	1	
3	39098717	RING - SNAP	5	
4	JA551002	SPLINE WASHER (17.2X20.5X1.5)	3	
5	JE551201	GEAR THIRD DRIVE	1	
6	JE551200	GEAR 2ND DRIVE K11	1	
7	JA551004	WASHER THRUST 2ND DRIVE	1	
8	JE551010	SHAFT ASSEMBLY OUTPUT	1	
9	JZ551210	BUSH 2ND DRIVEN	1	
10	JE551205	GEAR 2ND DRIVEN K11	1	
11	JE551206	GEAR 3RD DRIVEN K11	1	
12	JE551216	GEAR FOURTH DRIVEN	1	

Boxer BM 150 (00PFSHZZ)

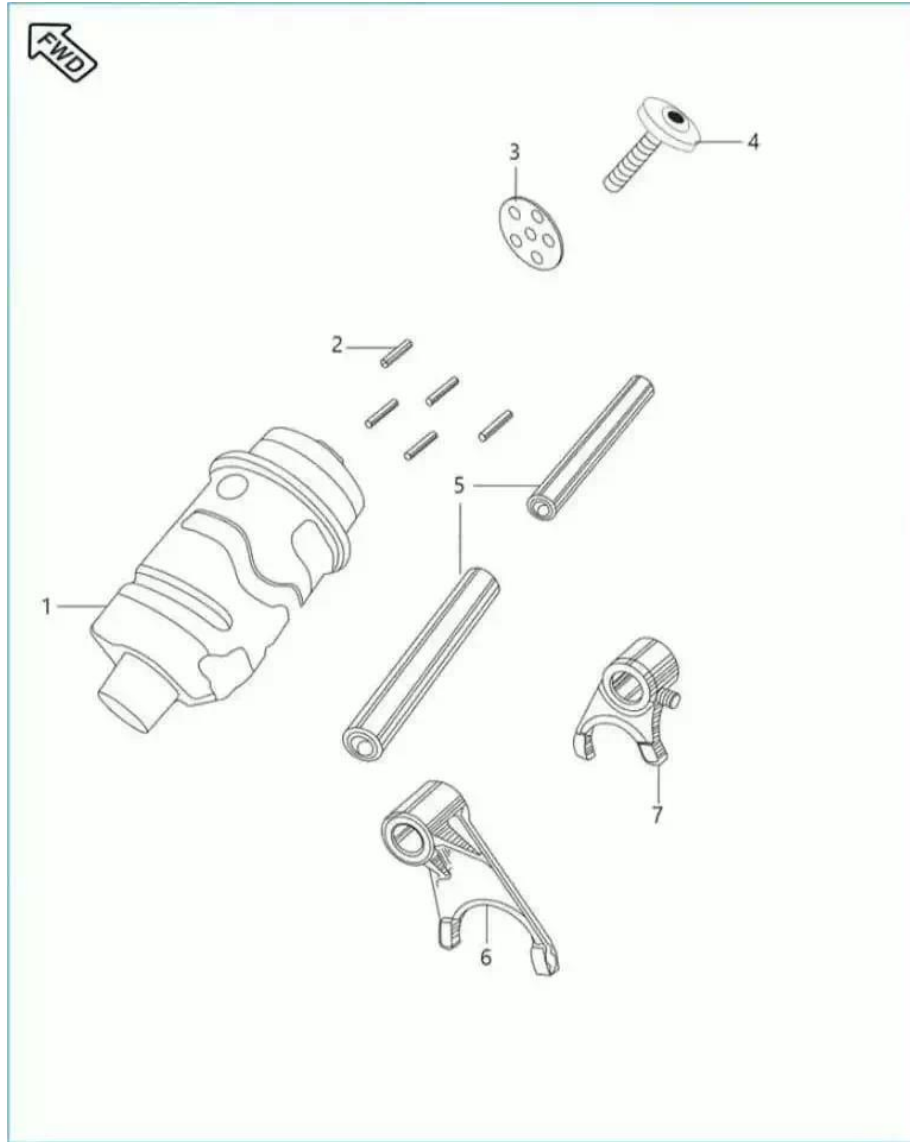
7. Transmission



Sr. No.	Part No.	Description	QTY.	Remarks
13	JZ551205	BUSH 1st DRIVEN	1	
14	JE551215	GEAR 1ST DRIVEN K11	1	
15	JA551008	WASHER THRUST (12.2X25X1)	1	
16	JA551009	COLLAR SPROCKET DRIVE	1	
17	59210024	O_RING	1	
18	JZ551004	SPROCKET	1	
19	DU101213	PLATE LOCK - SPROCKET OUTPUT	1	
20	DS101355	BOLT M5 HEX SOCKET HEAD	2	

Boxer BM 150 (00PFSHZZ)

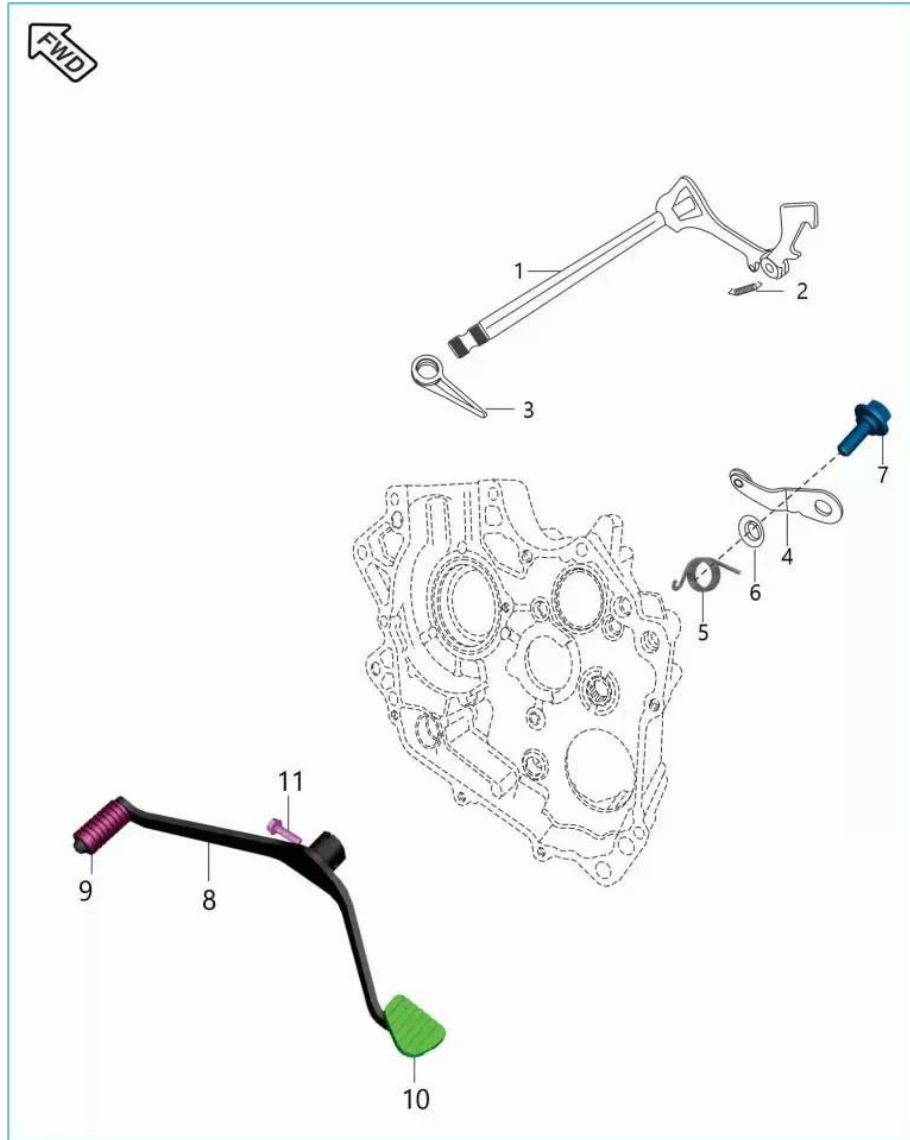
8. Change Drum / Shift Fork



Sr. No.	Part No.	Description	QTY.	Remarks
1	PF561010	DRUM ASSEMBLY GEAR SHIFT	1	
2	39099206	DOWEL	5	
3	JE561005	CAM DRUM CHANGE K11	1	
4	JD561011	BOLT SOCKET STEP M6X1	1	
5	JD561006	SHAFT GEAR FORK SHIFT	2	
6	JD561004	FORK GEAR SHIFT OUTPUT	1	
7	JZ561002	FORK INPUT DISCO-H	1	

Boxer BM 150 (00PFSHZZ)

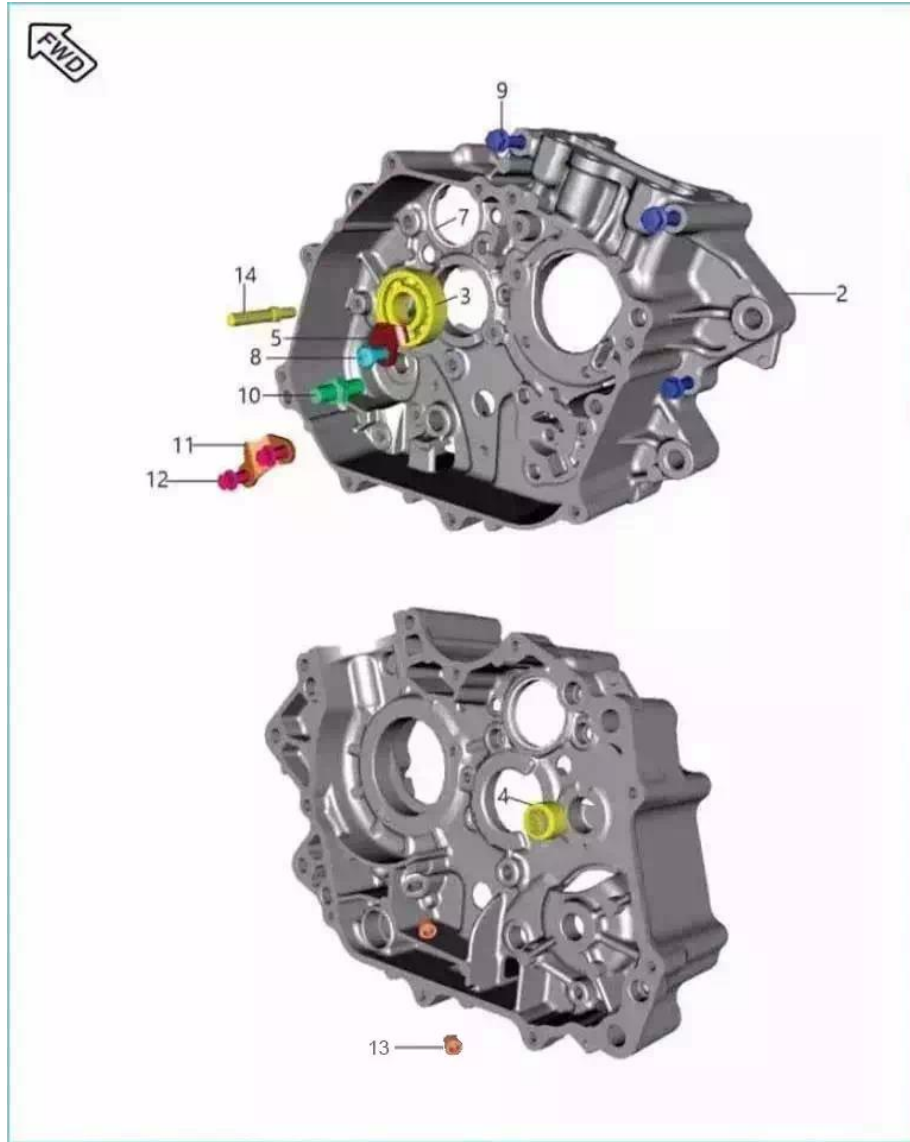
9. Gear Change Mechanism



Sr. No.	Part No.	Description	QTY.	Remarks
1	52JZ0264	SHAFT ASSEMBLY GEAR SHIFT	1	
2	JW561206	EXTENSION SPRING	1	
3	JW561208	SPRING GEAR SHIFT RETURN	1	
4	PA561209	INHIBITOR GEARSHIFT	1	
5	JD561204	SPRING (INHIBITOR)	1	
6	LDB00044	WASHER PLAIN-ID 6XOD 18XTHK 1.5	1	
7	BF561219	BOLT DETENT LEVER	1	
8	JZ561415	ASSEMBLY GEAR SHIFT LEVER D125	1	
9	DH101509	DAMPER	1	
10	JH561404	RUBBER DAMPER GSL_C101	1	
11	KAEF0622	BOLT FLANGED M6X1	1	

Boxer BM 150 (00PFSHZZ)

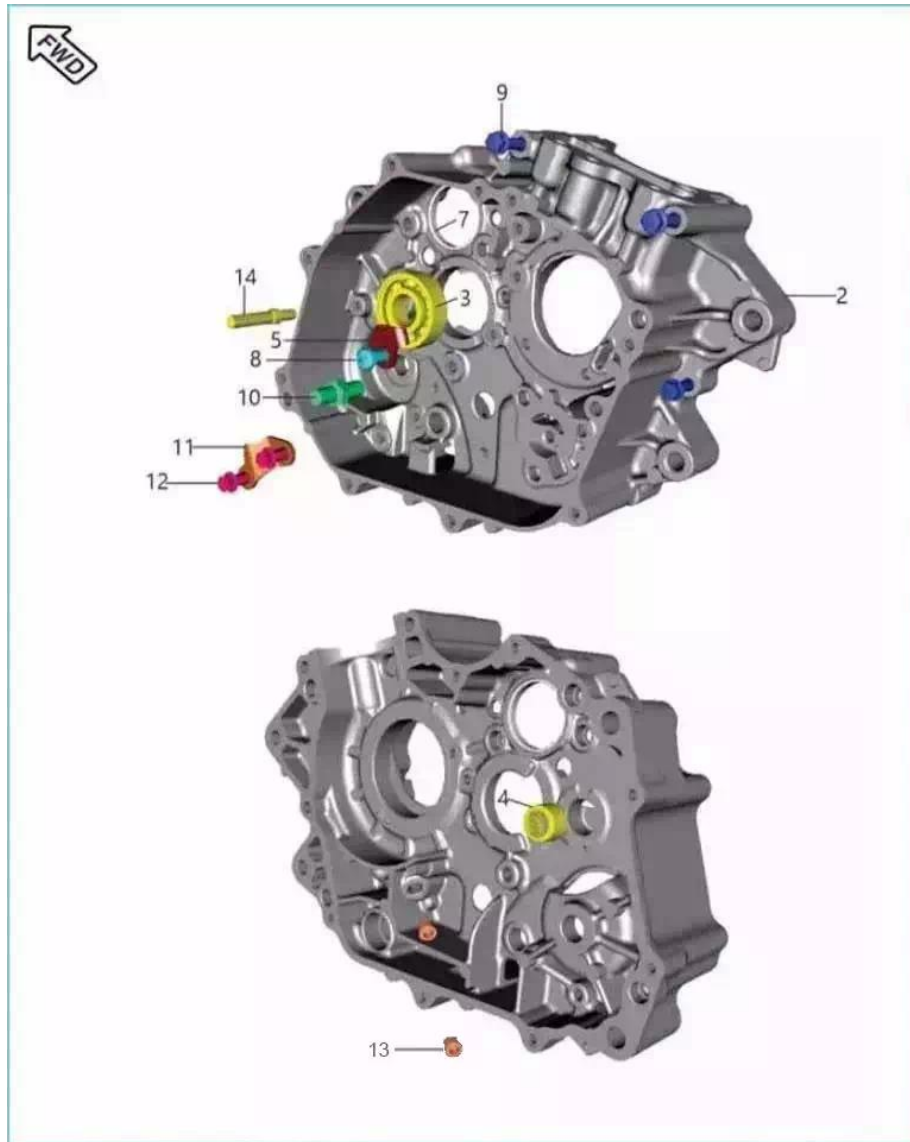
10. Engine Assly & Crankcase RH



Sr. No.	Part No.	Description	QTY.	Remarks
1	PF501241	ENGINE ASSEMBLY	1	N.I.
2	JH541008	CRANKCASE ASSEMBLY RH	1	
3	KPBF6203	BEARING-BALL-C3 CLEARANCE-HN3	1	
4	KPBF6201	BEARING BALL C3 CLEARANCES	1	
5	JA541010	STOPPER PLATE INPUT BEARING	1	
6	39100006	PIN - HOLLOW DOWEL	2	N.I.
7	PF541018	BUSH	1	
8	JG131220	SCREW PAN CROSS-M6X1XL12XPRECOAT	1	
9	KAED0685	BOLT FLANGED M6X1	3	
10	52JA0029	BOLT SHIFT CHANGE	1	
11	JA541012	GUIDE KICK	1	
12	LAE00015	BOLT FLANGED M6X1	2	

Boxer BM 150 (00PFSHZZ)

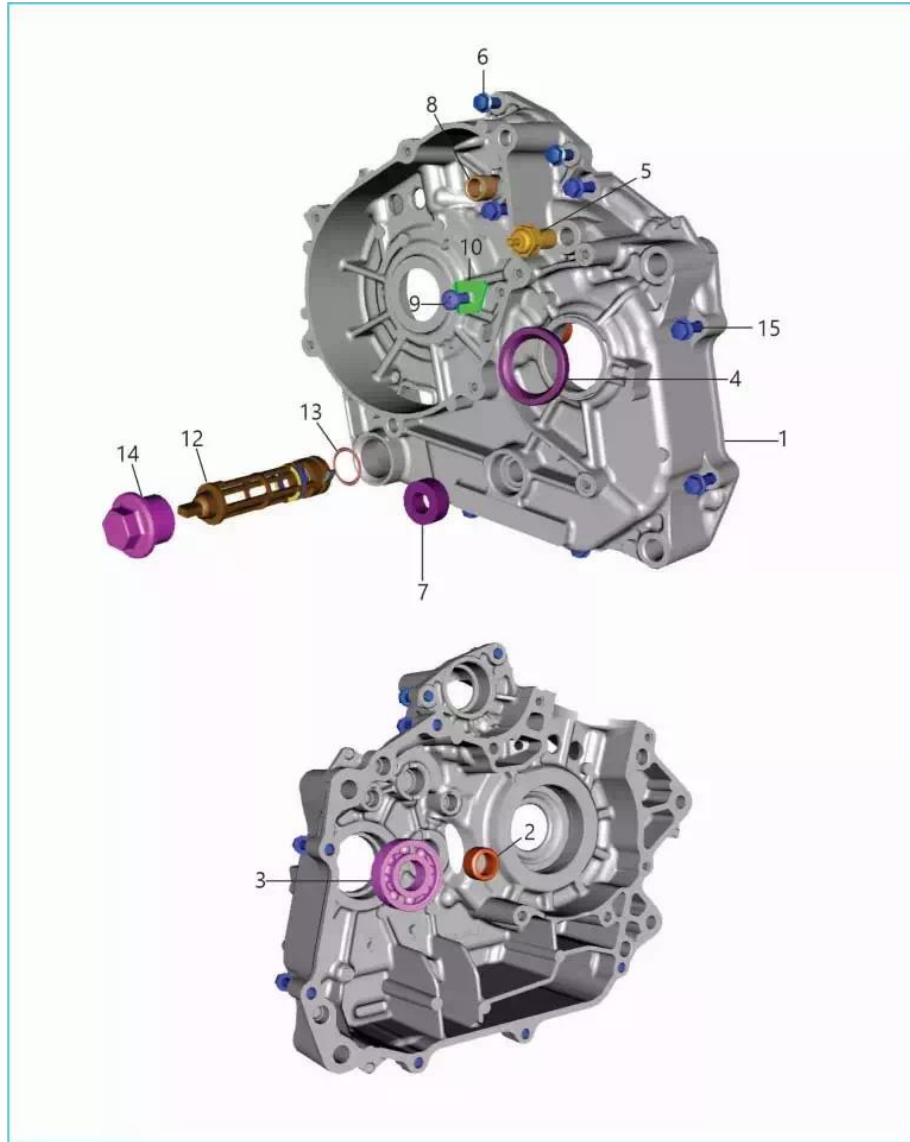
10. Engine Assly & Crankcase RH



Sr. No.	Part No.	Description	QTY.	Remarks
13	BA102004	PLUG	1	
14	JE541028	PIN	1	

Boxer BM 150 (00PFSHZZ)

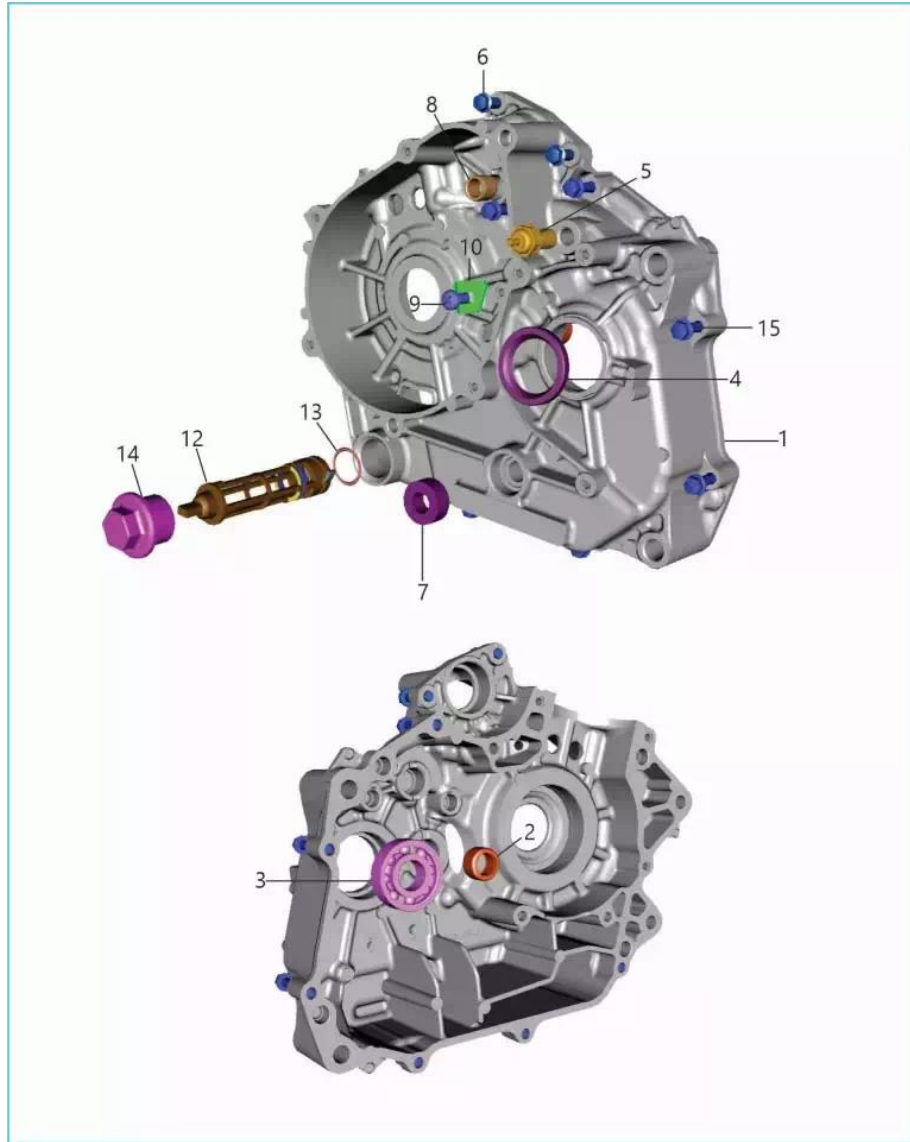
11. Crankcase LH



Sr. No.	Part No.	Description	QTY.	Remarks
1	PF541108	CRANKCASE ASSEMBLY LH	1	
2	39256220	BEARING - NEEDLE ROLLER :- 13 X 19 X 12	1	
3	KPBF6203	BEARING-BALL-C3 CLEARANCE-HN3	1	
4	39171519	SEAL - OIL	1	
5	JZ541005	NOZZLE OIL JET	1	
6	KAED0625	BOLT-FLANGE-KAE ST-D DIA-06 L-25	2	
7	39219019	SEAL - OIL	1	
8	JA541005	BUSH BENDIX	1	
9	JG131220	SCREW PAN CROSS-M6X1XL12XPRECOAT	2	
10	PF621416	STOPPER GEAR STARTER	1	
11	39100006	PIN - HOLLOW DOWEL	4	N.I.
12	JG571024	MESH OIL FILTER	1	

Boxer BM 150 (00PFSHZZ)

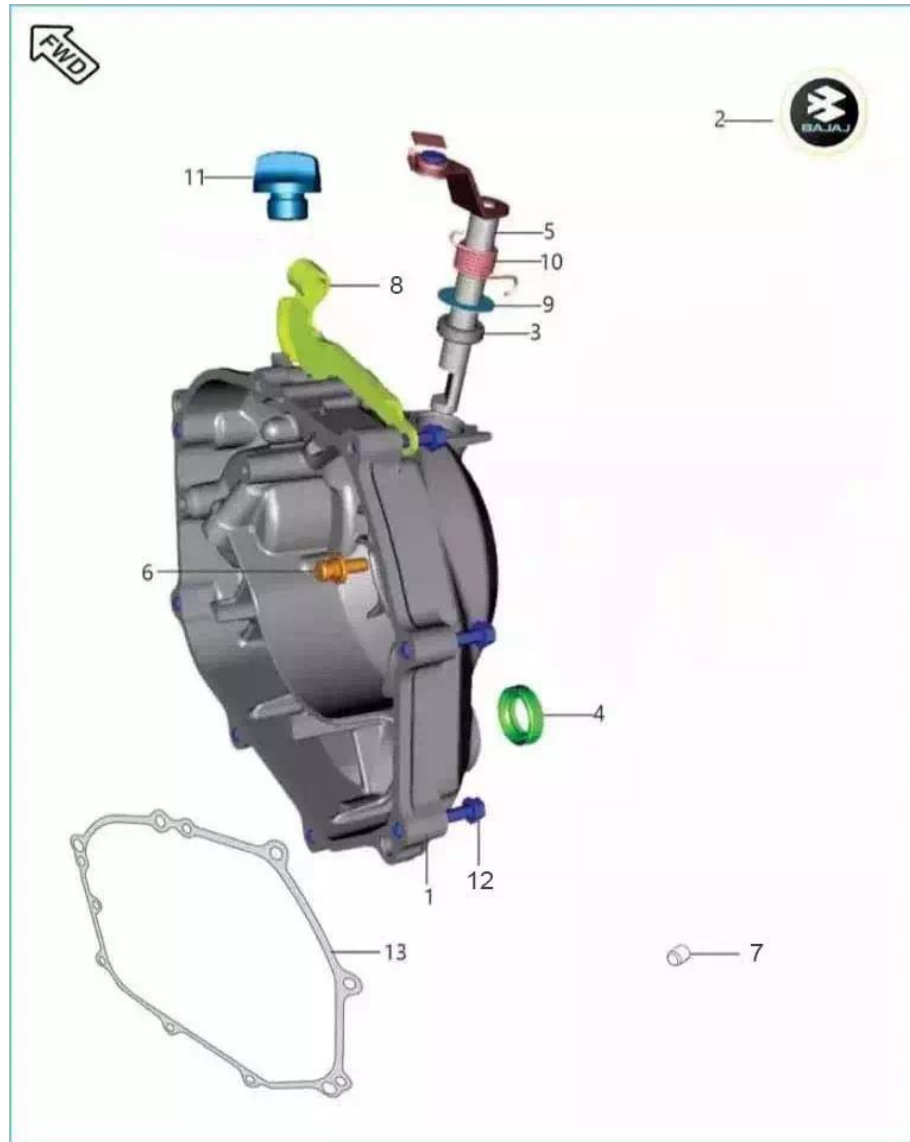
11. Crankcase LH



Sr. No.	Part No.	Description	QTY.	Remarks
13	LJA00004	STRAINER O RING	1	
14	JV541006	CAP STRAINER	1	
15	KAED0685	BOLT FLANGED M6X1	7	

Boxer BM 150 (00PFSHZZ)

12. Cover RH



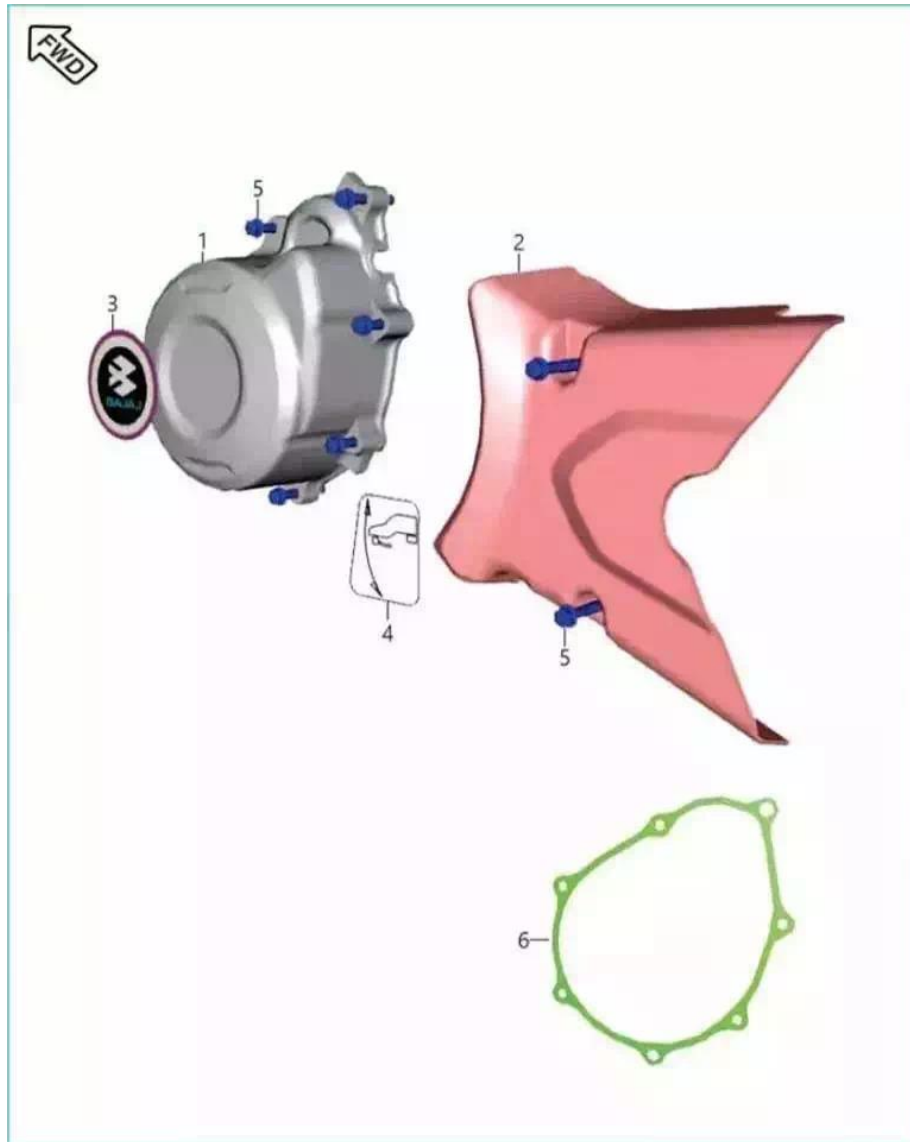
Sr. No.	Part No.	Description	QTY.	Remarks
1	56PFL33Q	COVER CLUTCH (PF541370) SILVER	1	
2	JV541225	LABEL COVER CLUTCH	1	
3	39104119	SEAL - OIL	1	
4	30101142	SEAL - OIL	1	
5	JV541208	SHAFT CLUTCH RELEASE ASSY	1	
6	JE551408	ROD PUSH K11	1	
7	39099906	PIN - HOLLOW DOWEL	2	
8	PF541255	BRACKET CLUTCH CABLE B104E	1	
9	JE541213	WASHER PLAIN	1	
10	JH541210	SPRING CLUTCH RELEASE SHAFT C101	1	
11	52PF3125	ASSLY DIPSTICK WITH 'O' RING	1	
12	KAED0685	BOLT FLANGED M6X1	8	



Sr. No.	Part No.	Description	QTY.	Remarks
13	JA541212	GASKET CLUTCH COVER	1	

Boxer BM 150 (00PFSSHZZ)

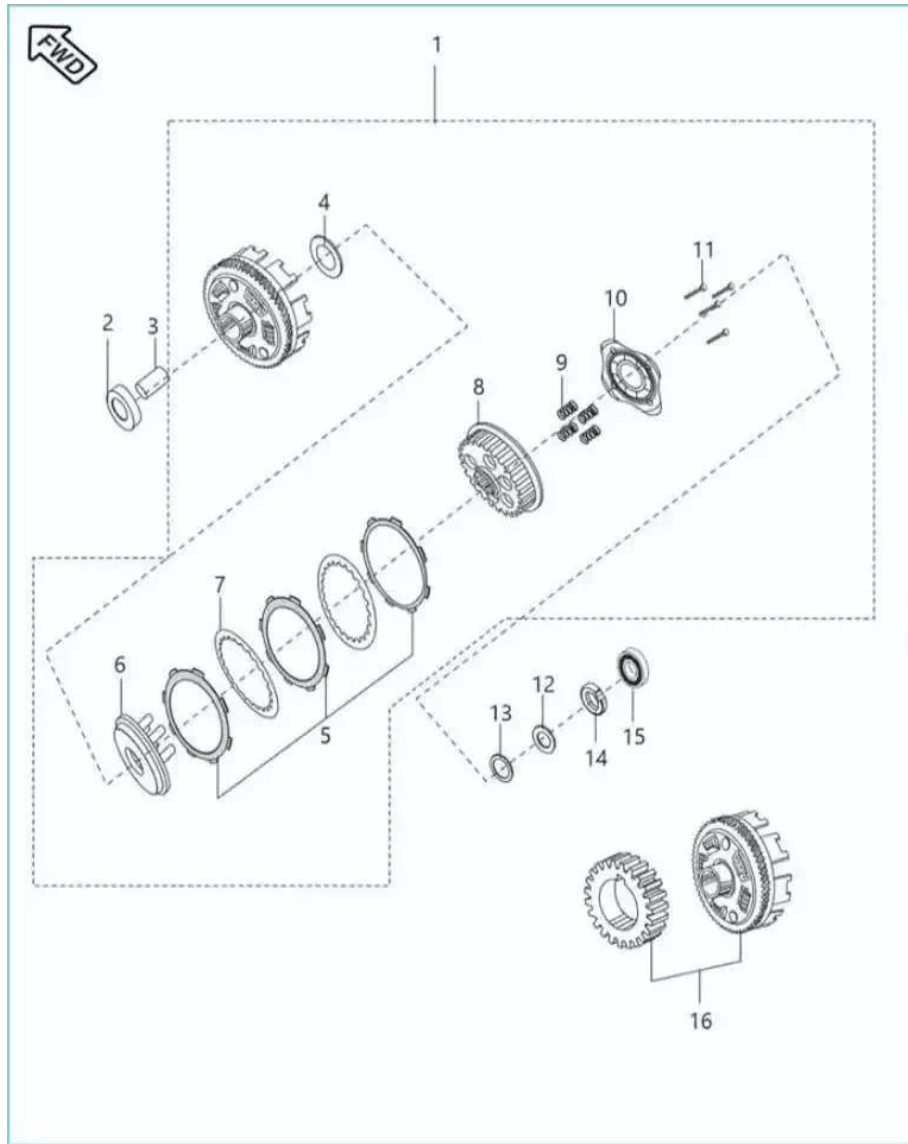
13. Cover Magneto



Sr. No.	Part No.	Description	QTY.	Remarks
1	PF541285	COVER MAGNETO	1	
2	PF541288	COVER LH REAR	1	
3	PF541249	LABEL MAGNETO COVER B104D	1	
4	JZ541237	LABEL GEAR SHIFT D125 2V	1	
5	KAED0685	BOLT FLANGED M6X1	9	
6	PF541286	GASKET COVER MAGNETO	1	

Boxer BM 150 (00PFSHZZ)

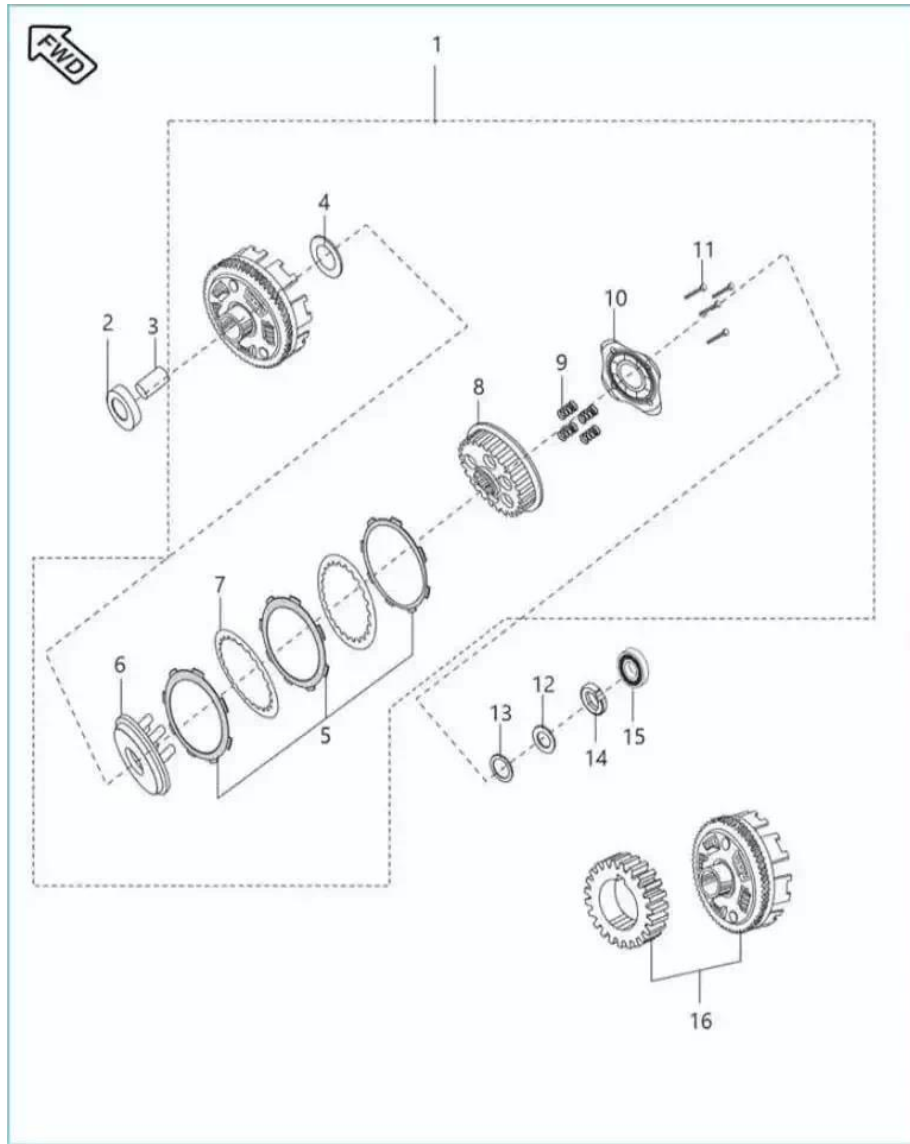
14. Clutch



Sr. No.	Part No.	Description	QTY.	Remarks
1	PF551403	CLUTCH ASSEMBLY	1	
2	JD551400	SPACER CLUTCH ASSEMBLY(17.1*31*4)	1	
3	JA551406	COLLAR CLUTCH	1	
4	39105711	WASHER - PLAIN	1	
5	36PF0009	KIT FRICTION PLATE BM150	1	
6	JA551414	WHEEL CLUTCH	1	
7	JH551421	PLATE CLUTCH	4	
8	JA551415	HUB CLUTCH	1	
9	PF551405	SPRING COMPRESSION (100KG)	4	
10	PF551406	HOLDER CLUTCH	1	
11	KADD0625	BOLT FLANGED M6X1	4	
12	39220011	WASHER - PLAIN (PRIMARY DRIVE GEAR)	1	

Boxer BM 150 (00PFSHZZ)

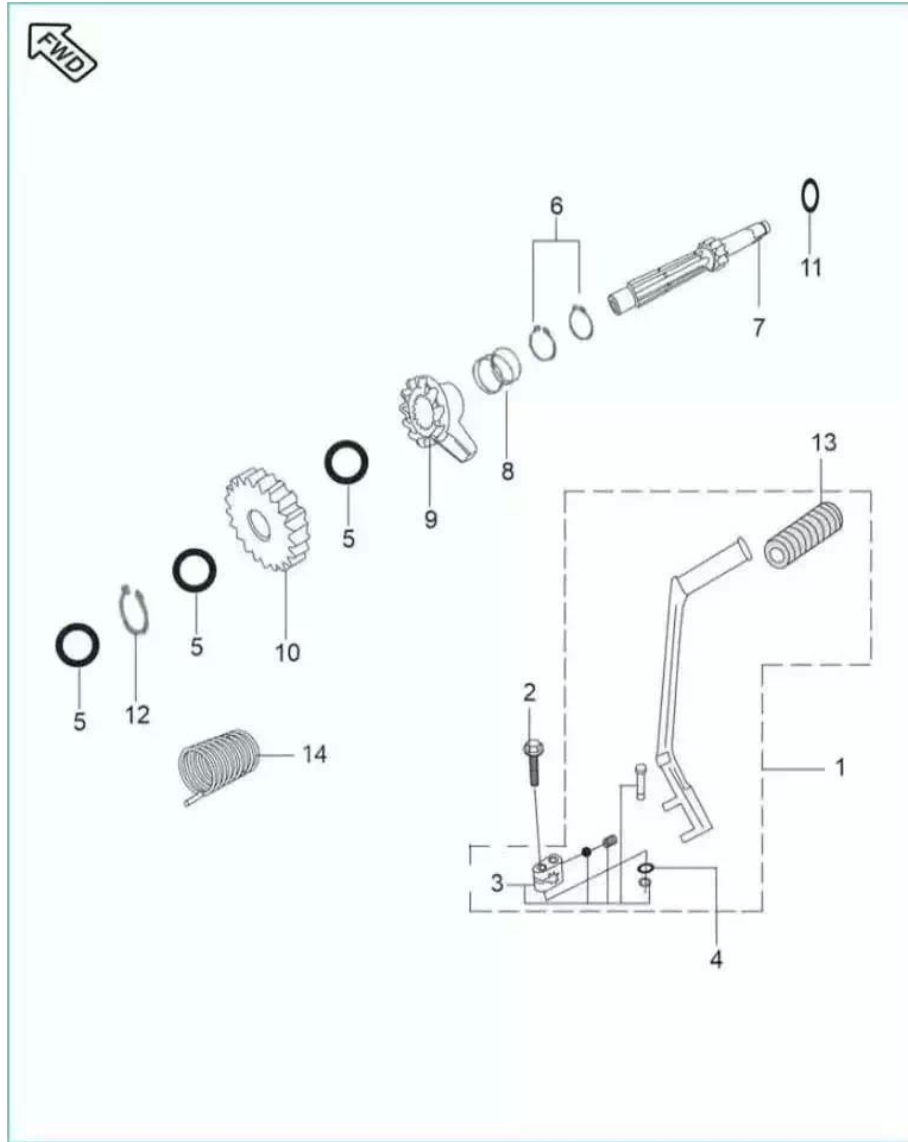
14. Clutch



Sr. No.	Part No.	Description	QTY.	Remarks
13	39024011	WASHER - PLAIN	1	
14	DH101648	NUT CLUTCH CENTER LOCK PRECOATED	1	
15	KPAA6200	BEARING BALL ORDINARY CLEARANCE	1	
16	36Jz0003	KIT DRIVE & DRIVEN DISCO H	1	

Boxer BM 150 (00PFSHZZ)

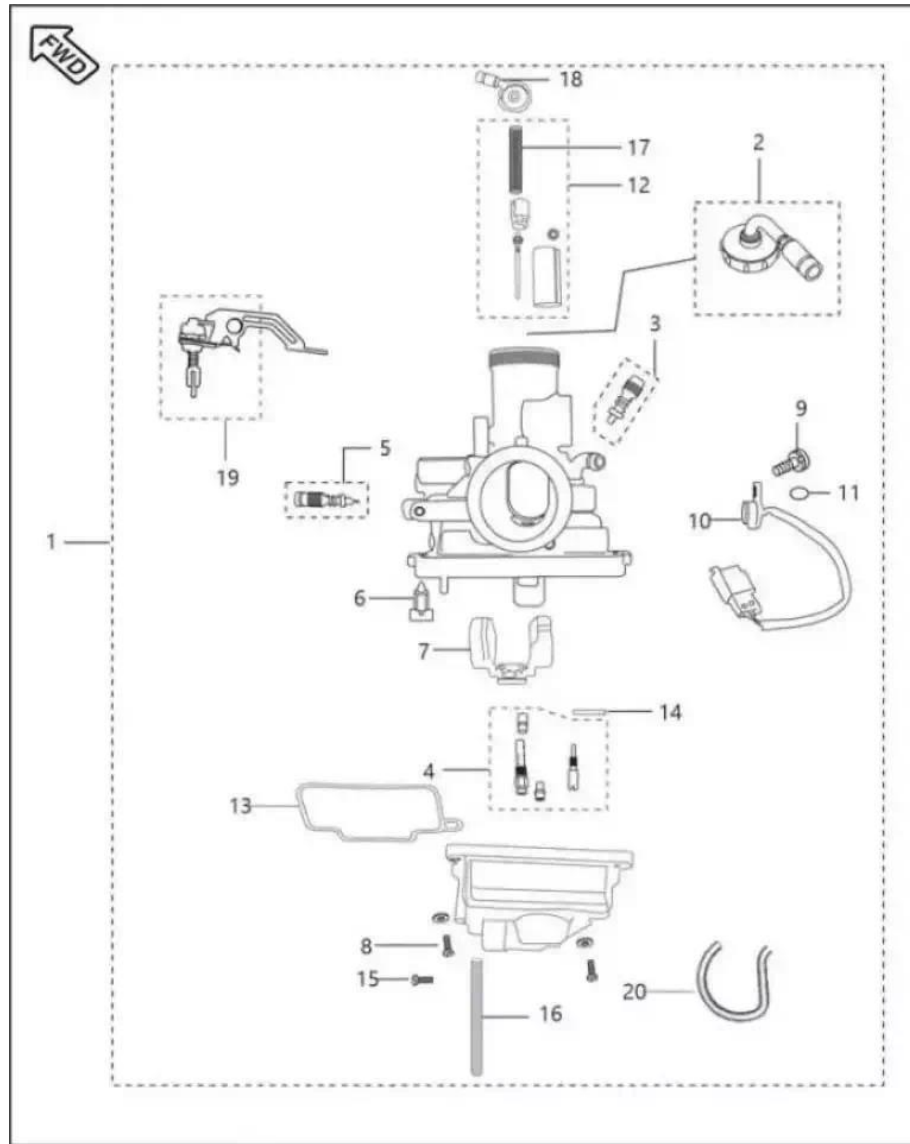
15. Kick Starter Mechanism



Sr. No.	Part No.	Description	QTY.	Remarks
1	PA621203	LEVER ASSEMBLY KICK	1	
2	JA621206	BOLT FLANGE	1	
3	KBRB3513	BOSS KICK SET - CT 100	1	
4	JN131812	WASHER-KDA-OD/ID/THK-16/8.5/1.2	1	
5	DJ151041	WASHER - PLAIN	3	
7	30151011	SHAFT KICK D105A UG	1	
8	DS191038	SPRING - KICK STARTER RATCHET	1	
9	JZ161210	RATCHET	1	
10	PA621008	GEAR KICK PINION D105A UG	1	
11	30101142	SEAL - OIL	1	
12	KEAB1610	CIRCLIP EXTERNAL	1	
13	DD101097	DAMPER	1	

Boxer BM 150 (00PFSHZZ)

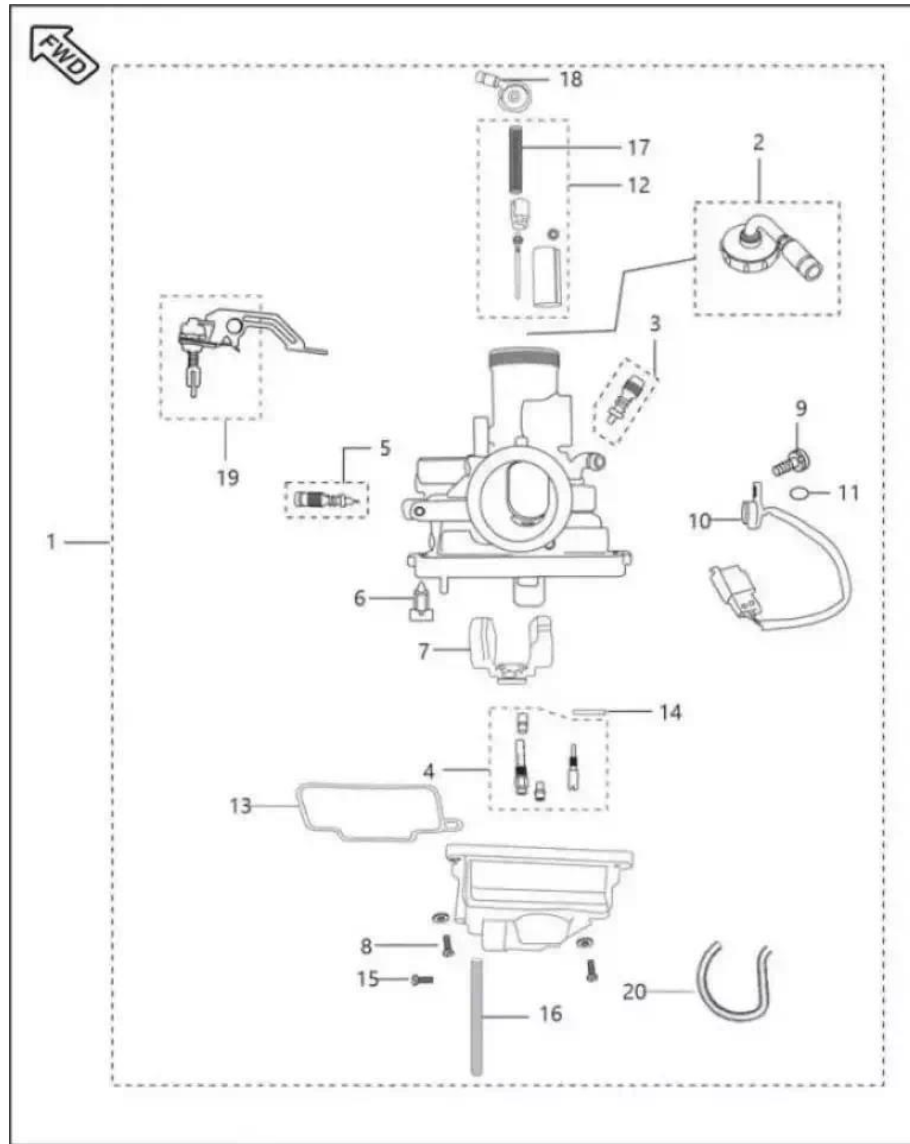
16. Carburettor



Sr. No.	Part No.	Description	QTY.	Remarks
1	PF581268	CARBURETTOR	1	
1	PF581380	Flange type carburettor assembly	1	Ref IB-Cir-503
2	JA581223	MIXING CAP ASSEMBLY	1	
3	DH121169	SCREW PILOT (K1UG4.5)	1	
4	36PF0021	KIT JET BM150	1	
5	36JZ0016	KIT IDLING SCREW - DISCO H	1	
6	JA581221	NEEDLE VALVE ASSEMBLY	1	
7	24121365	FLOAT ASSEMBLY	1	
8	CB121042	SCREW	4	
9	39106204	BOLT - FLANGED :- SMALL	1	
10	JB581202	THROTTLE POSITION SENSOR	1	
11	JB581204	O-RING TPS	1	

Boxer BM 150 (00PFSHZZ)

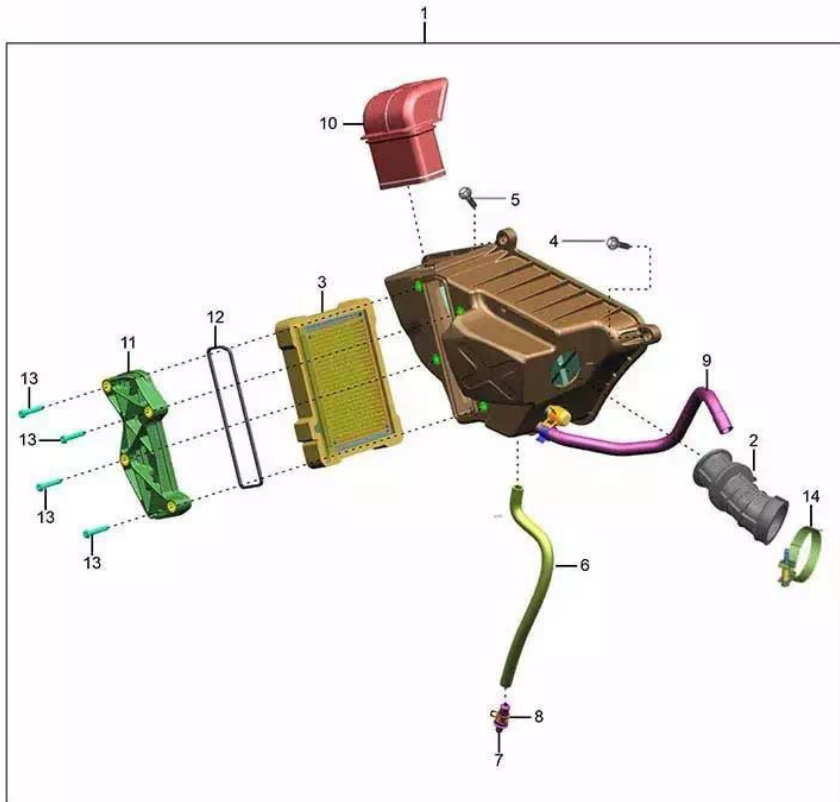
16. Carburettor



Sr. No.	Part No.	Description	QTY.	Remarks
12	36PF0022	KIT PISTON VALUE BM150	1	
13	36PF0024	KIT CARBURETTOR GASKET / O RING	1	N.I.
14	24121069	PIN - FLOAT	1	
15	JA581314	DRAIN SCREW	1	
16	JZ581220	HOSE AV- DRAIN VM22 DISCO-H	1	
17	JZ581216	SPRING PV VM22 DISCO-H	1	
18	JA581291	ADJUSTER CABLE	1	
19	36PF0023	KIT CHOKE PLUNGER BM150	1	
20	30121004	RING - SNAP	1	

Boxer BM 150 (00PFSHZZ)

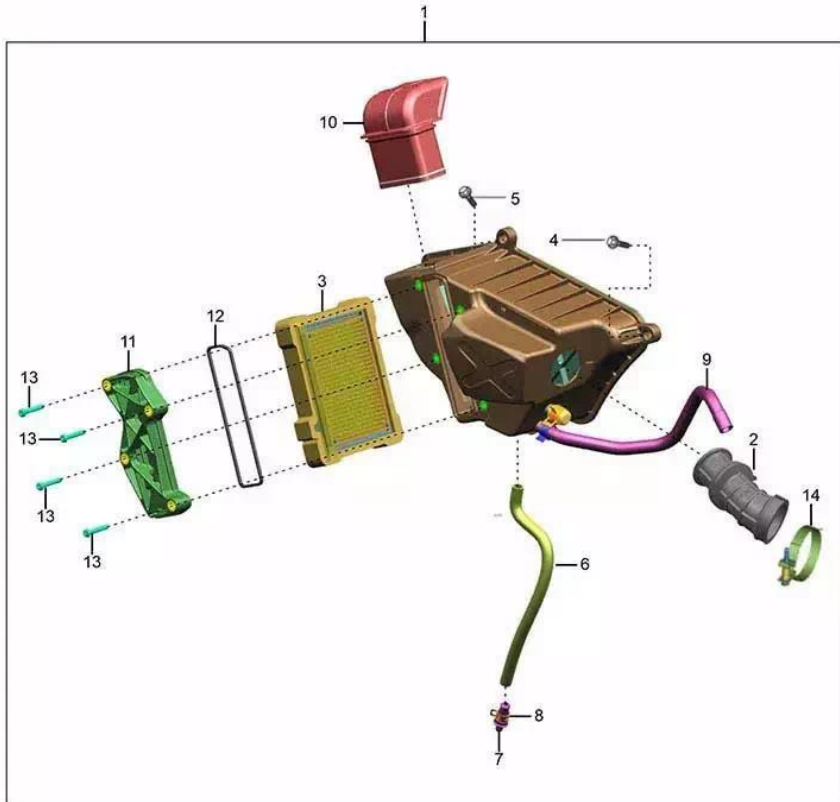
17. Air Cleaner Complete



Sr. No.	Part No.	Description	QTY.	Remarks
1	PF581003	FILTER ASSEMBLY AIR	1	
2	PF581002	TUBE CONNECTING	1	
3	PF582986	ELEMENT FILTER AIR	1	
4	DF161426	BOLT - STEPPED WITH FLANGE	2	
5	KAED0650	BOLT FLANGED M6X1	1	
6	JA581012	TUBE DRAIN	1	
7	DS121126	PLUG	1	
8	DG121002	CLAMP	3	
9	JV581025	PIPE BREATHER	1	
10	JB581001	AIR INTAKE DUCT	1	
11	JB581035	COVER ELEMENT FILTER AIR	1	
12	JA581011	O" RING CARTRIDGE COVER	1	

Boxer BM 150 (00PFSHZZ)

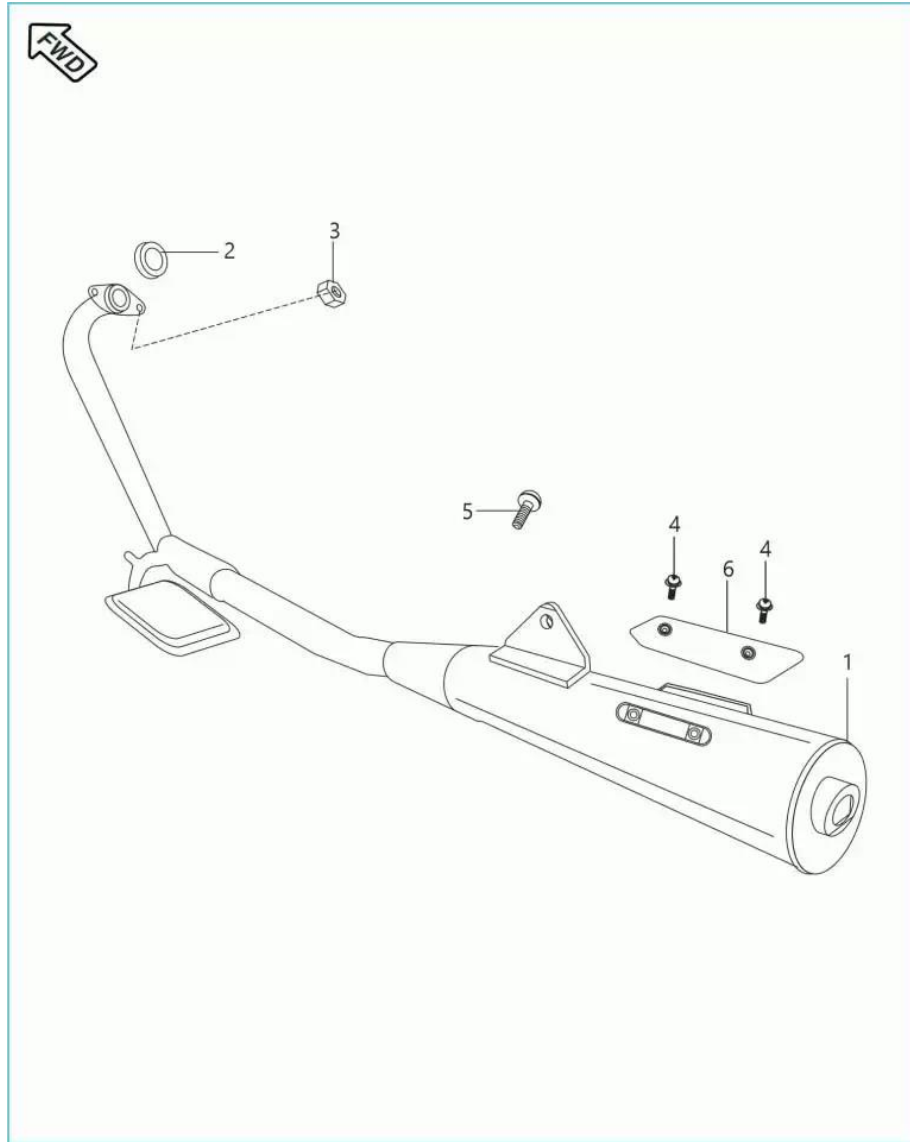
17. Air Cleaner Complete



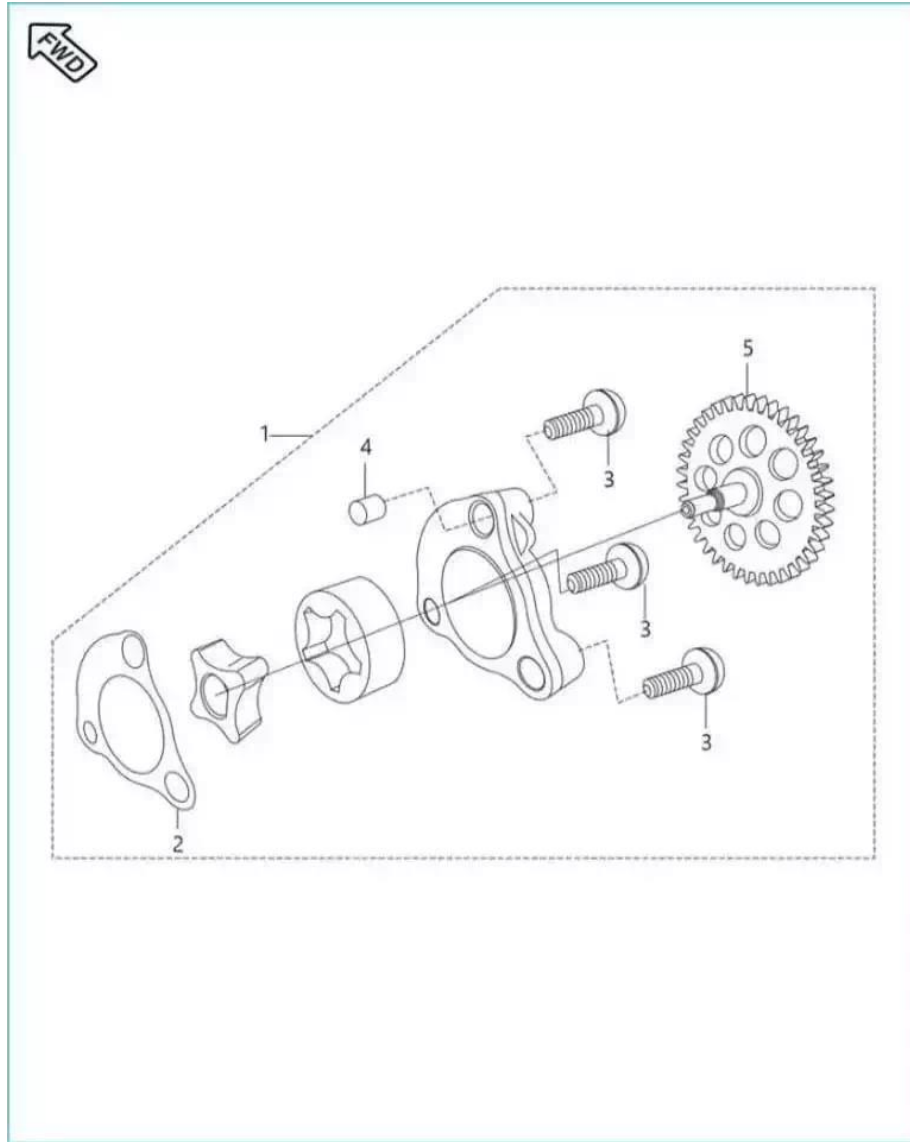
Sr. No.	Part No.	Description	QTY.	Remarks
13	KBBA0530	SCREW PAN CROSS M5X0.8	4	
14	JG581442	CLAMP	1	

Boxer BM 150 (00PFSHZZ)

18. Silencer Assly



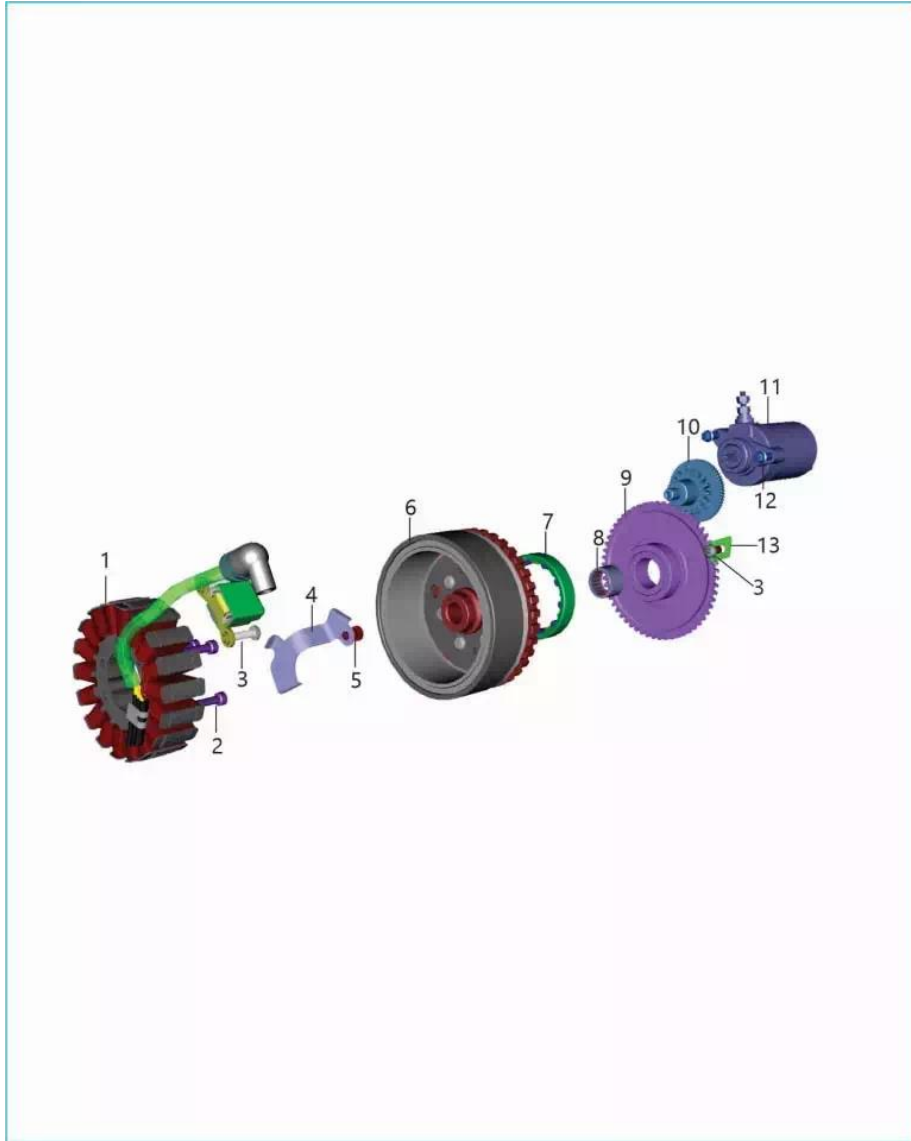
Sr. No.	Part No.	Description	QTY.	Remarks
1	PF591017	ASSEMBLY SILENCER	1	
2	JE591280	GASKET EXHAUST	1	
3	39229515	NUT - FLANGE :- M8	2	
4	DH101607	SCREW - TRUSS	4	
5	DD101366	BOLT FLANGE- M10X1.5XL16XCL8.8XBR	1	
6	PF591045	SHIELD MUFFLER	1	



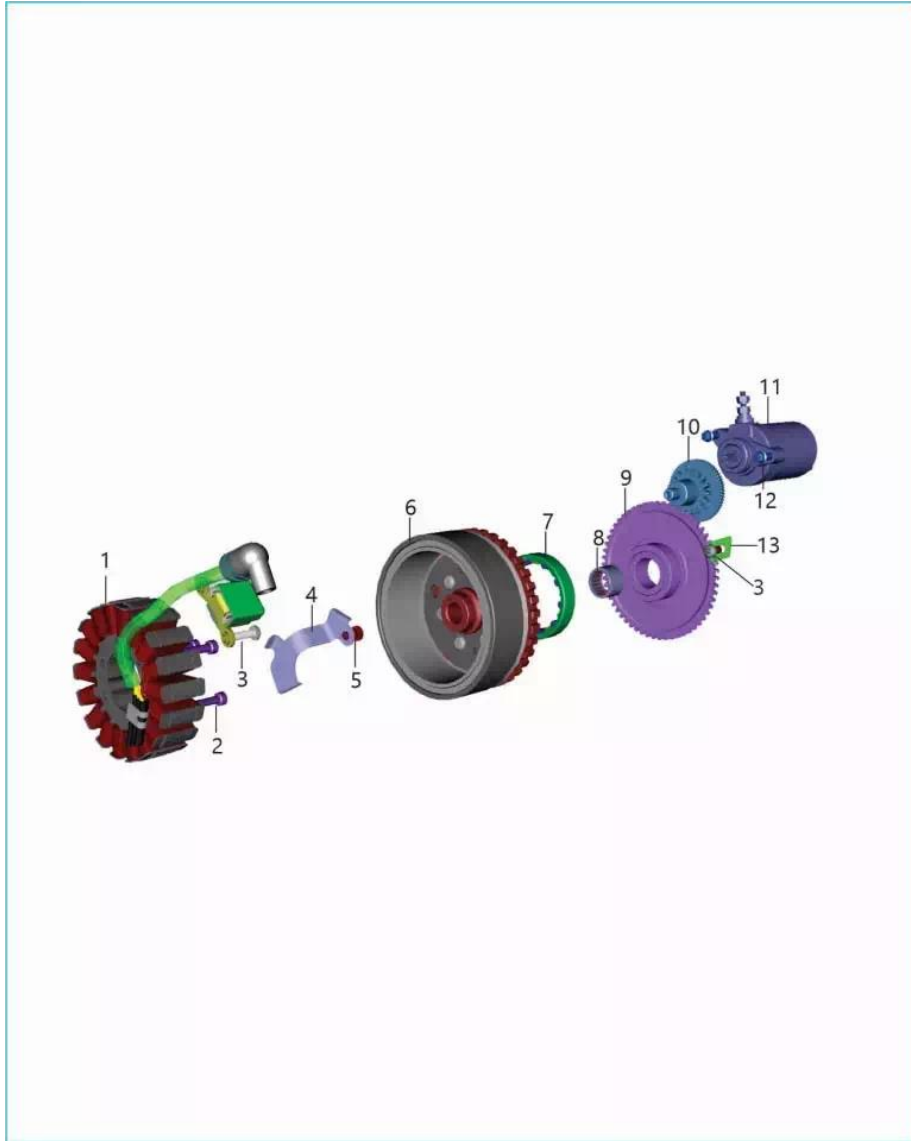
Sr. No.	Part No.	Description	QTY.	Remarks
1	JZ571000	PUMP OIL	1	
2	JA541016	GASKET CASE OIL PUMP	1	
3	FD101078	SCREW PAN CROSS :- PRE-COATED	3	
4	39099906	PIN - HOLLOW DOWEL	2	
5	JZ571001	GEAR OIL PUMP DRIVEN	1	

Boxer BM 150 (00PFSHZZ)

20. Starter Assly



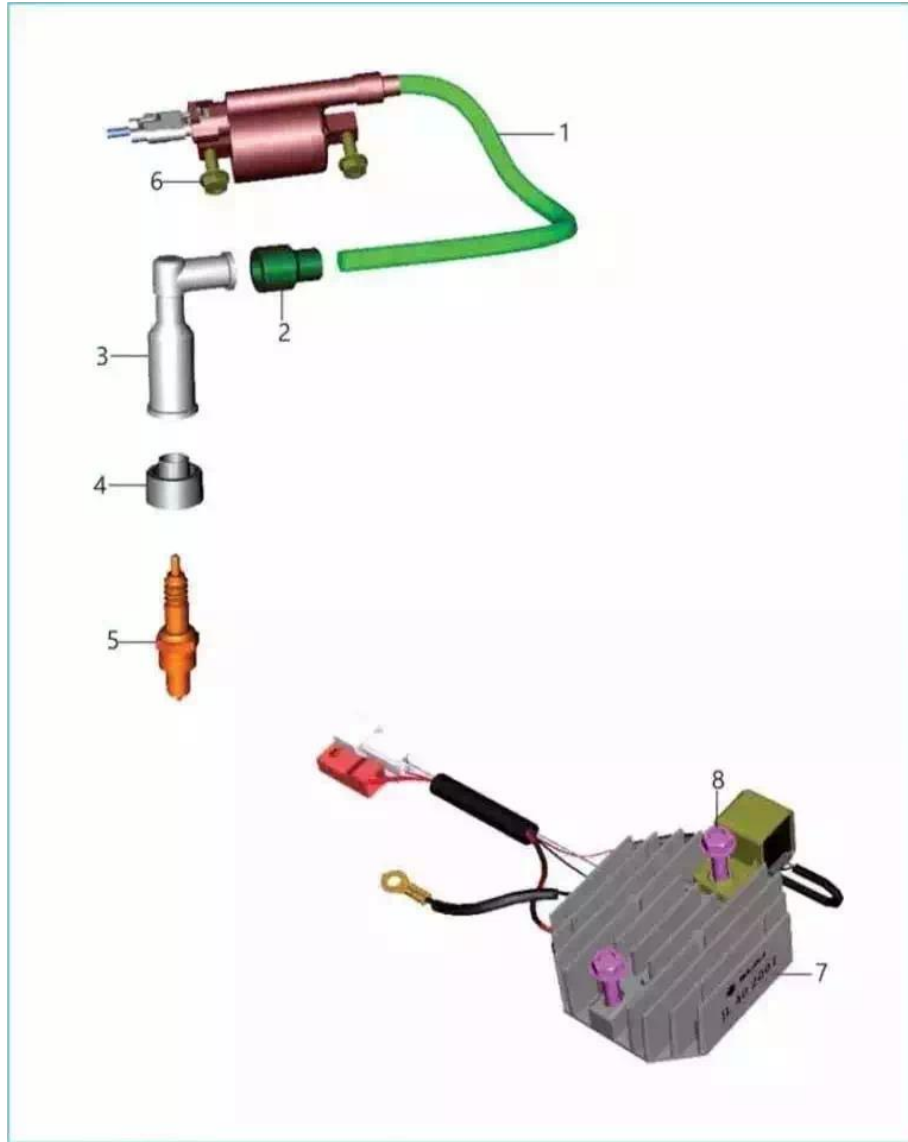
Sr. No.	Part No.	Description	QTY.	Remarks
1	PF351069	STATOR ASSEMBLY	1	
2	LAC00052	BOLT SOCKET- M6X1XL28XBRTXPRECOAT	3	
3	JG131220	SCREW PAN CROSS- M6X1XL12XPRECOAT	2	
4	JH541207	BRACKET CABLE STATOR	1	
5	KBBC0608	SCREW PAN CROSS-M6X1XL 8XOLV GRN	1	
6	PA351027	ROTOR ASSEMBLY	1	
7	GL621414	ONE WAY CLUTCH_10 ROLLER_D103	1	
8	JE621403	BEARING NEEDLE	1	
9	JH621403	GEAR STARTER CLUTCH ASSEMBLY	1	
10	JH621407	GEAR DRIVE STARTER CLUTCH	1	
11	JH351603	MOTOR STARTER	1	
12	KAED0625	BOLT-FLANGE-KAE ST-D DIA-06 L-25	2	



Sr. No.	Part No.	Description	QTY.	Remarks
13	PF621416	STOPPER GEAR STARTER	1	

Boxer BM 150 (00PFSHZZ)

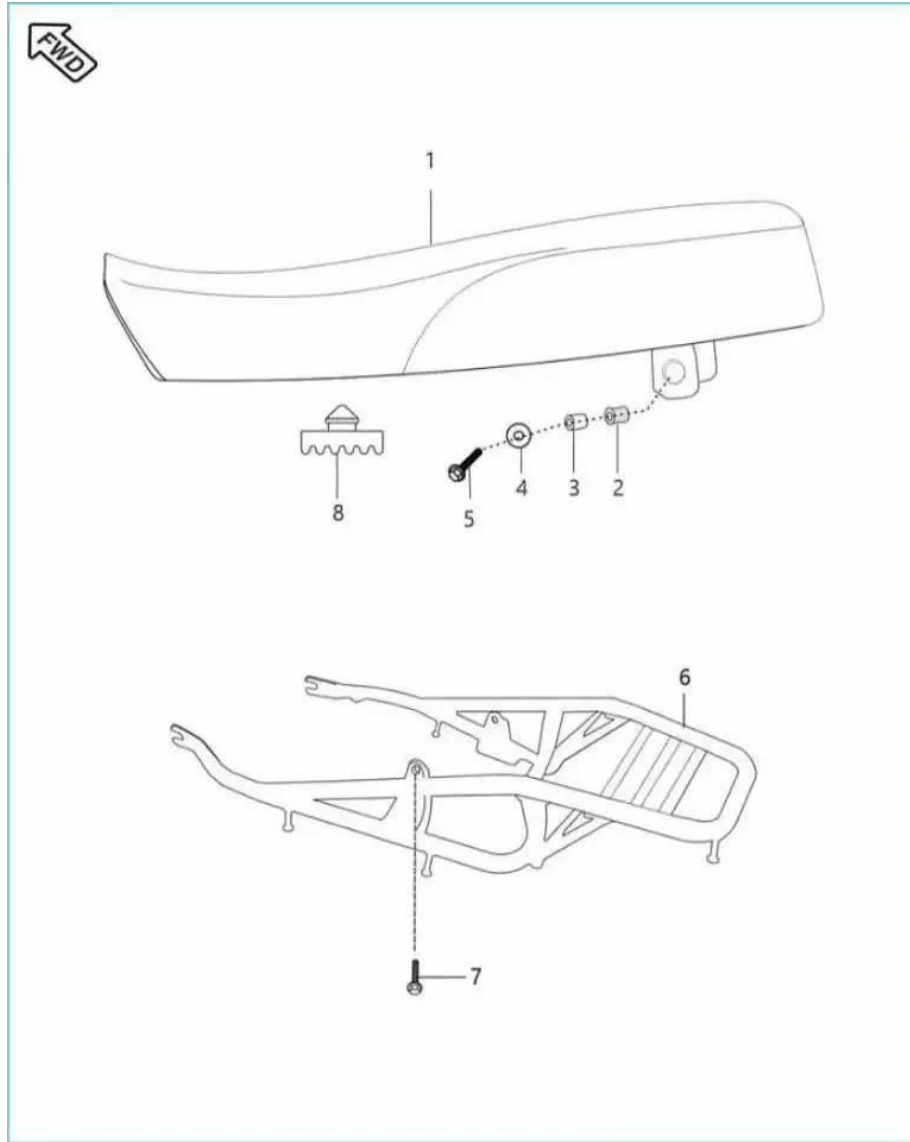
21. H.T. Coil & Regulator Rectifier



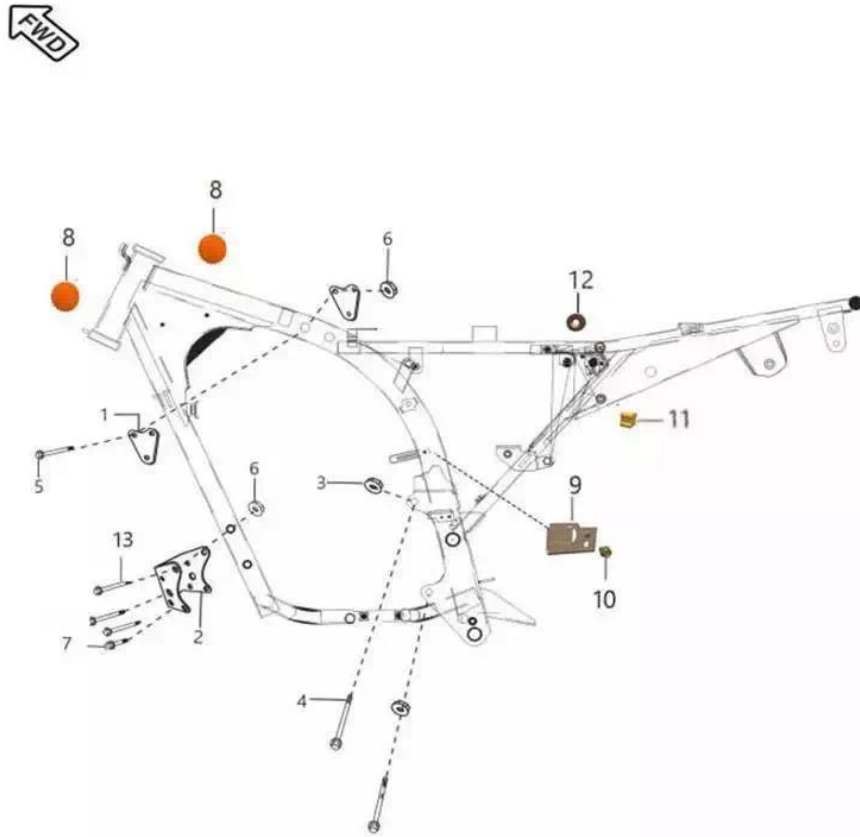
Sr. No.	Part No.	Description	QTY.	Remarks
1	JV351205	H. T. COIL WITH CABLE & CAP	1	
2	DD111012	GROMMET FOR H. T. CABLE	1	
3	DD111048	CAP - SPARK PLUG :- RESISTIVE 1K-ohm	1	
4	DD111011	GROMMET - SPARK PLUG CAP	1	
5	DD111018	PLUG - SPARK (FOR CHAMPION P-RZ9HC)	1	
5	CF111019	PLUG - SPARK :- UR4AC	1	
6	KADD0616	BOLT FLANGED M6X1	2	
7	JW402001	DC REGULATOR WITH CAPACITOR	1	
8	KADD0612	BOLT FLANGED M6X1	2	

Boxer BM 150 (00PFSHZZ)

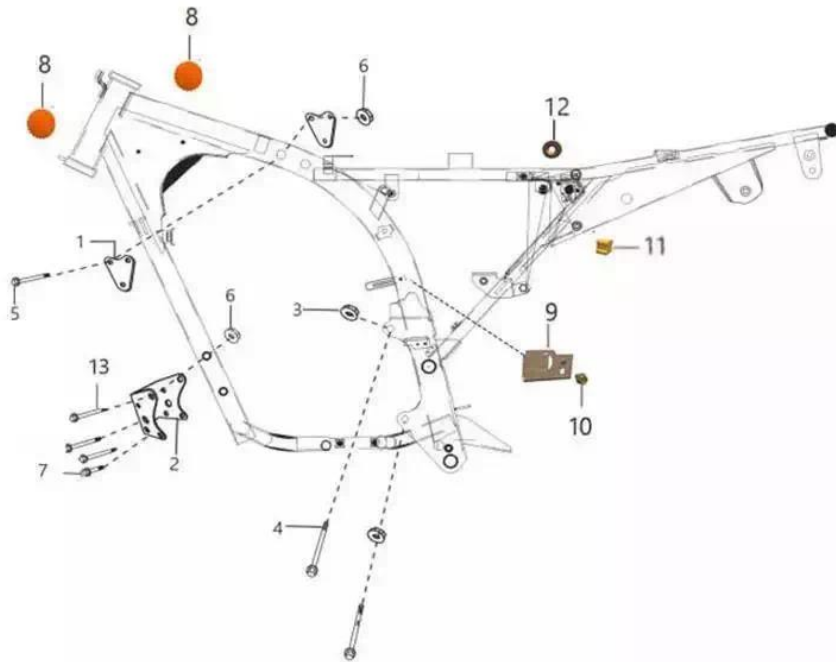
22. Seat Assly



Sr. No.	Part No.	Description	QTY.	Remarks
1	JV191001	SEAT ASSY COMP	1	
2	FD211006	GROMMET - SEAT	2	
3	FD211007	SPACER - SEAT	2	
4	LDB00015	WASHER PLAIN-ID 6.5XOD 20XT 2XBR	2	
5	LAC00021	BOLT SOCKET M6X1	2	
6	PF231417	FRAME GRIP	1	
7	KADD0816	BOLT FLANGED M8X1.25	2	
8	DP211009	DAMPER FOR SEAT	7	



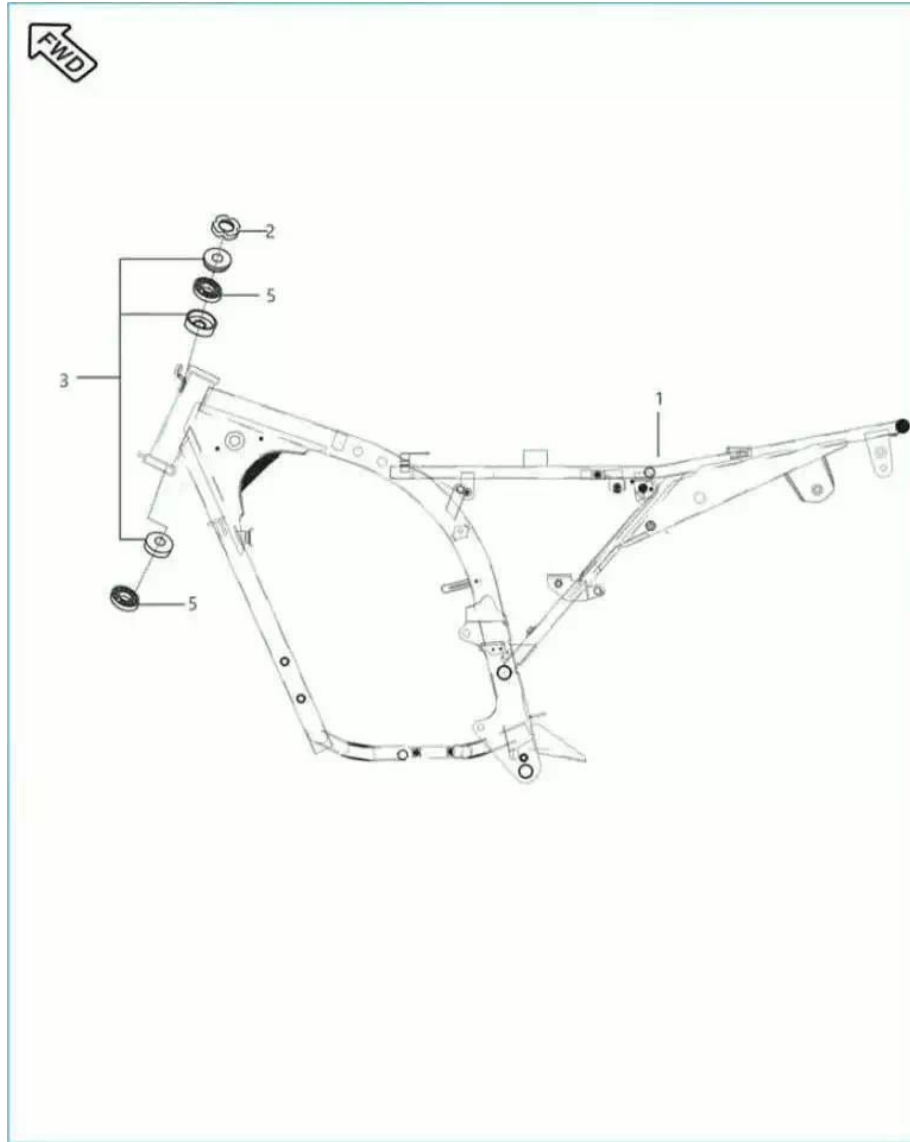
Sr. No.	Part No.	Description	QTY.	Remarks
1	PF113402	BRACKET ENGINE HANGER	2	
2	JA113402	ENGINE MTG BKT FRONT	1	
3	LCL00001	NUT HEX FLANGE-M10X1.25XHT.10XBR	2	
4	KADD10B0	BOLT FLANGED M10X1.25	2	
5	KADD0860	BOLT FLANGED M8X1.25	3	
6	36197015	NUT HEXAGON WITH FLANGE :-M8	7	
7	KADD0880	BOLT FLANGED M8X1.25	3	
8	DJ141008	DAMPER - FRONT	2	
9	PF111199	BRACKET LOCK	1	Ref IB-Cir-503
10	KADD0610	BOLT FLANGED M6X1	1	
11	DH161133	GROMMET - SIDE COVER :- REAR	1	
12	DH161158	GROMMET - SIDE COVER	1	



Sr. No.	Part No.	Description	QTY.	Remarks
13	KADD0885	BOLT FLANGED M8X1.25	1	

Boxer BM 150 (00PFSHZZ)

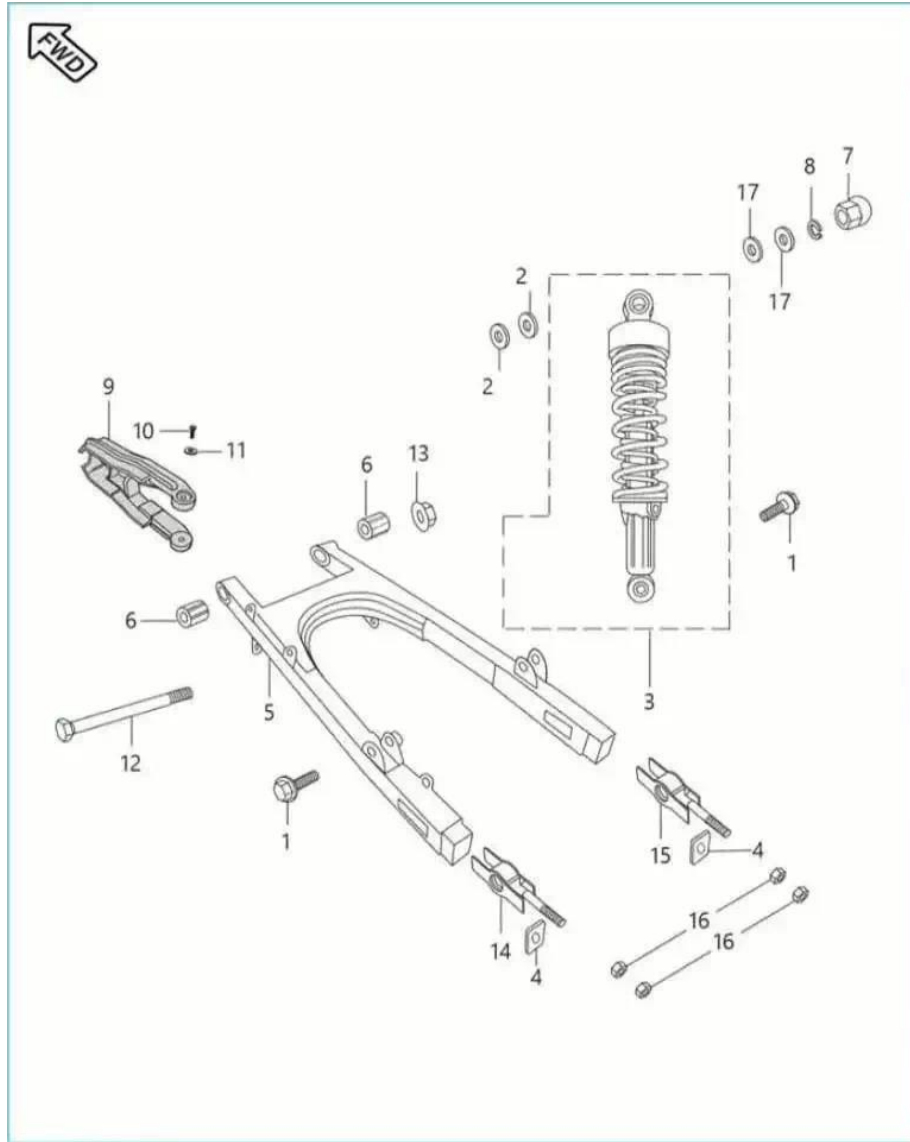
24. Frame & Frame Fitting



Sr. No.	Part No.	Description	QTY.	Remarks
1	PF111000	FRAME ASSEMBLY	1	
1	PF111194	FRAME ASSEMBLY	1	Ref IB-Cir-503
2	DS181018	NUT - FORK	1	
3	36314001	KIT STEERING CONE NEW 4/S-BOXER-CT100	1	
4	DH181014	CUP - STEERING	1	N.I.
5	DJ181115	CAGE BEARING - STEERING	2	

Boxer BM 150 (00PFSHZZ)

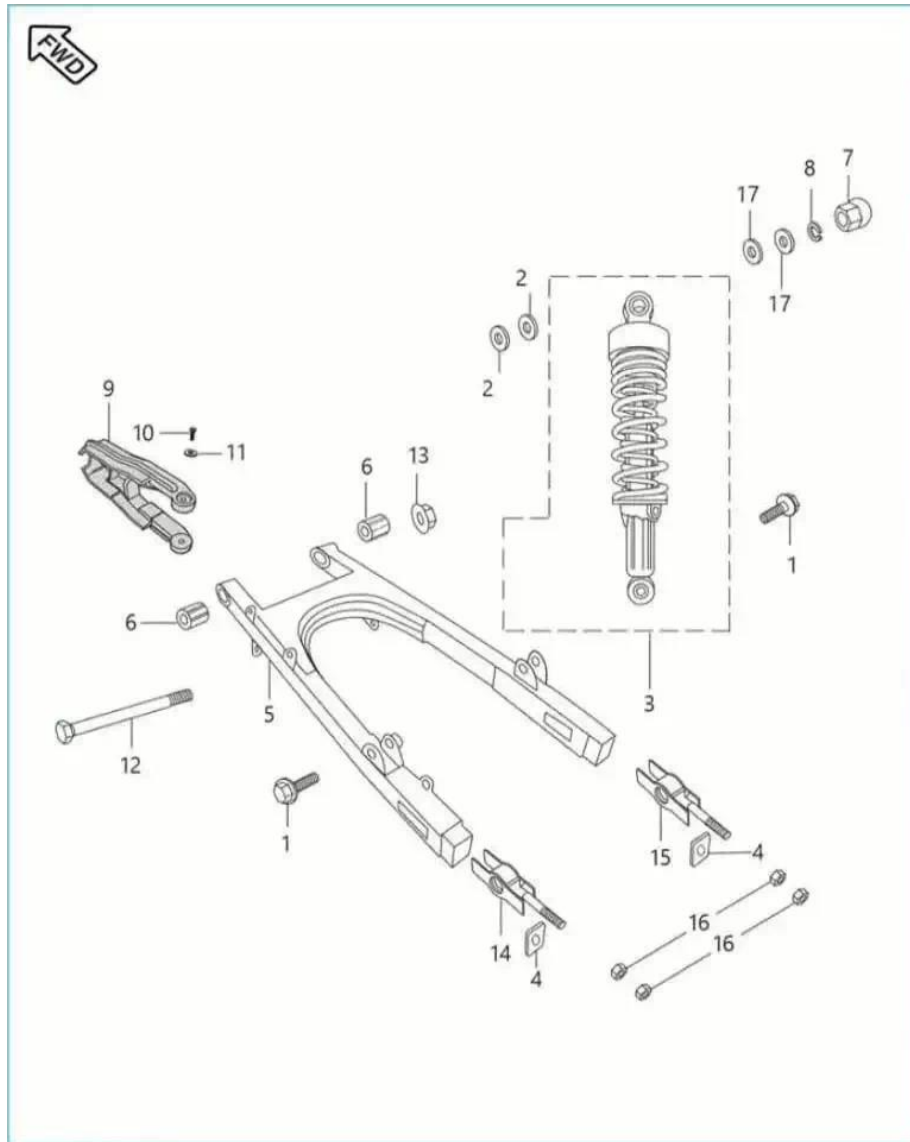
25. Swing Arm / Rear Shock Absorber



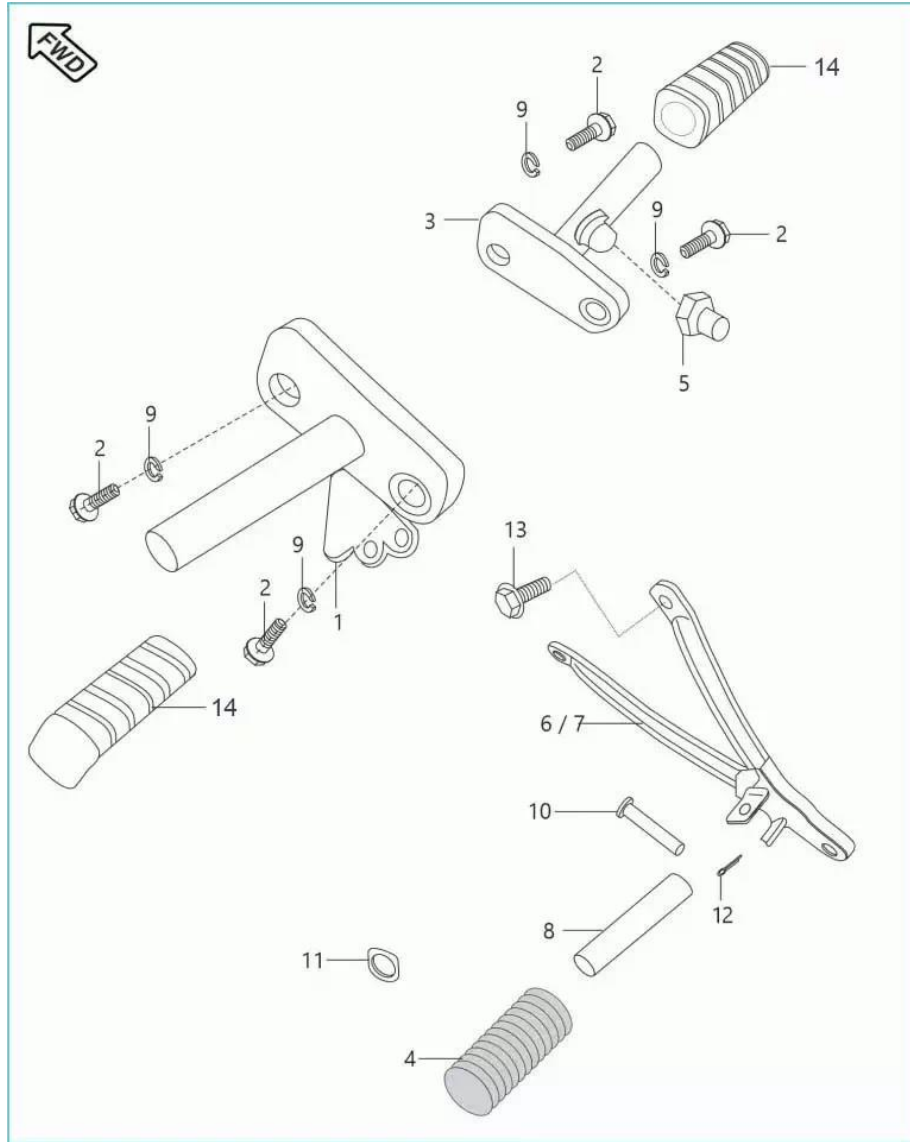
Sr. No.	Part No.	Description	QTY.	Remarks
1	JB122016	FLANGE BOLT M10	2	
2	KDBA1226	WASHER_PLAIN	2	
3	PF122033	SHOCKABSORBER REAR SNS	2	
4	DJ151047	PLATE - CHAIN ADJUSTER	2	
5	PF122062	ARM ASSEMBLY SWING	1	
6	DP171006	BUSHING - RUBBER	2	
7	39236615	NUT DOMED CAP	2	
8	KDDDB1018	WASHER SPRING THIN	2	
9	JB122003	CHAIN SLIDER	1	
10	KBRB3513	SCREW TAPPING PAN CROSS- ST3.5XL13	2	
11	39045411	WASHER - PLAIN	2	
12	JA121003	SHAFT SWING ARM	1	

Boxer BM 150 (00PFSHZZ)

25. Swing Arm / Rear Shock Absorber



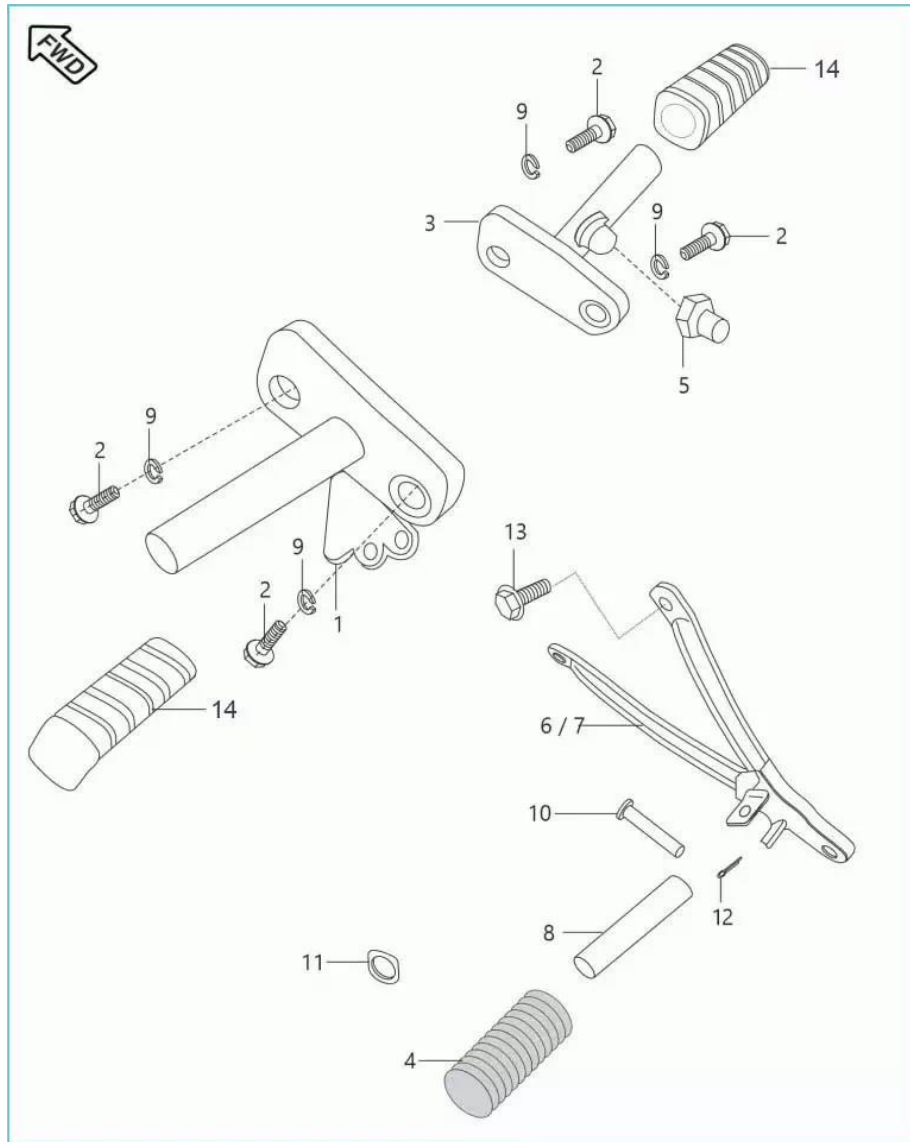
Sr. No.	Part No.	Description	QTY.	Remarks
13	59150003	NUT U - M12	1	
14	DJ151036	ADJUSTER - CHAIN	1	
15	DJ151037	ADJUSTER - CHAIN :- RH	1	
16	39029215	NUT - HEXAGON :- M6 X 1	4	
17	DG181053	WASHER	4	



Sr. No.	Part No.	Description	QTY.	Remarks
1	PF113000	STAY STEP RIDER LH	1	
2	KADD0822	BOLT FLANGED M8X1.25	4	
3	PF113001	STAY STEP RIDER RH	1	
4	JK113008	RUBBER PILLION STEP	2	
5	DG161224	DAMPER	1	
6	PF113006	HOLDER ASSEMBLY STEP PILLION LH	1	
7	PF113007	HOLDER ASSEMBLY STEP PILLION RH	1	
8	DP161170	STEP PILLION FOOTREST	2	
9	KDDD0815	WASHER SP THN-ID8.1XOD14.8XT2	4	
10	30171022	PIN	2	
11	DP161163	WASHER FOR REAR FOOT STEP	2	
12	KHAA2520	PIN COTTER	2	

Boxer BM 150 (00PFSHZZ)

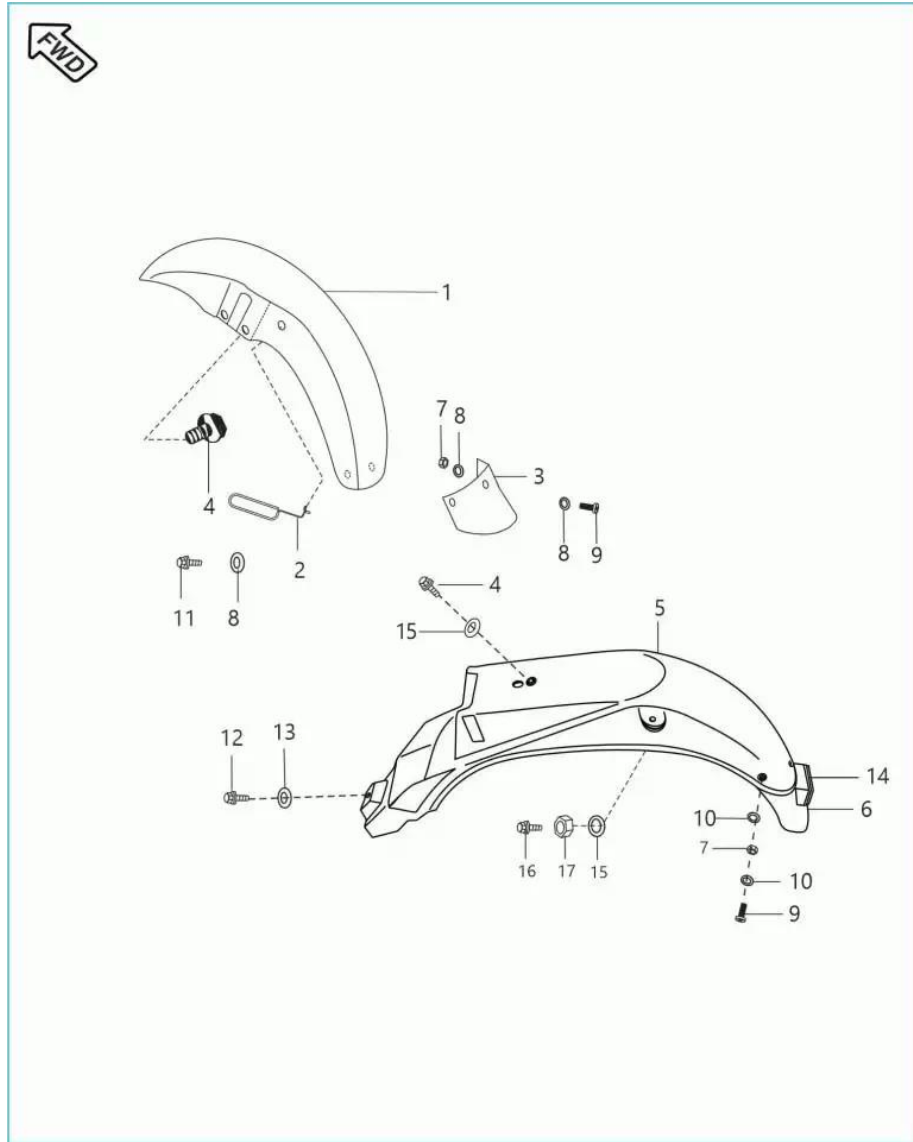
26. Rider Foot Rest / Pillion Foot Rest



Sr. No.	Part No.	Description	QTY.	Remarks
13	KADD0825	BOLT FLANGED M8X1.25	4	
14	Pf113028	DAMPER RIDER FOOTREST	2	

Boxer BM 150 (00PFSHZZ)

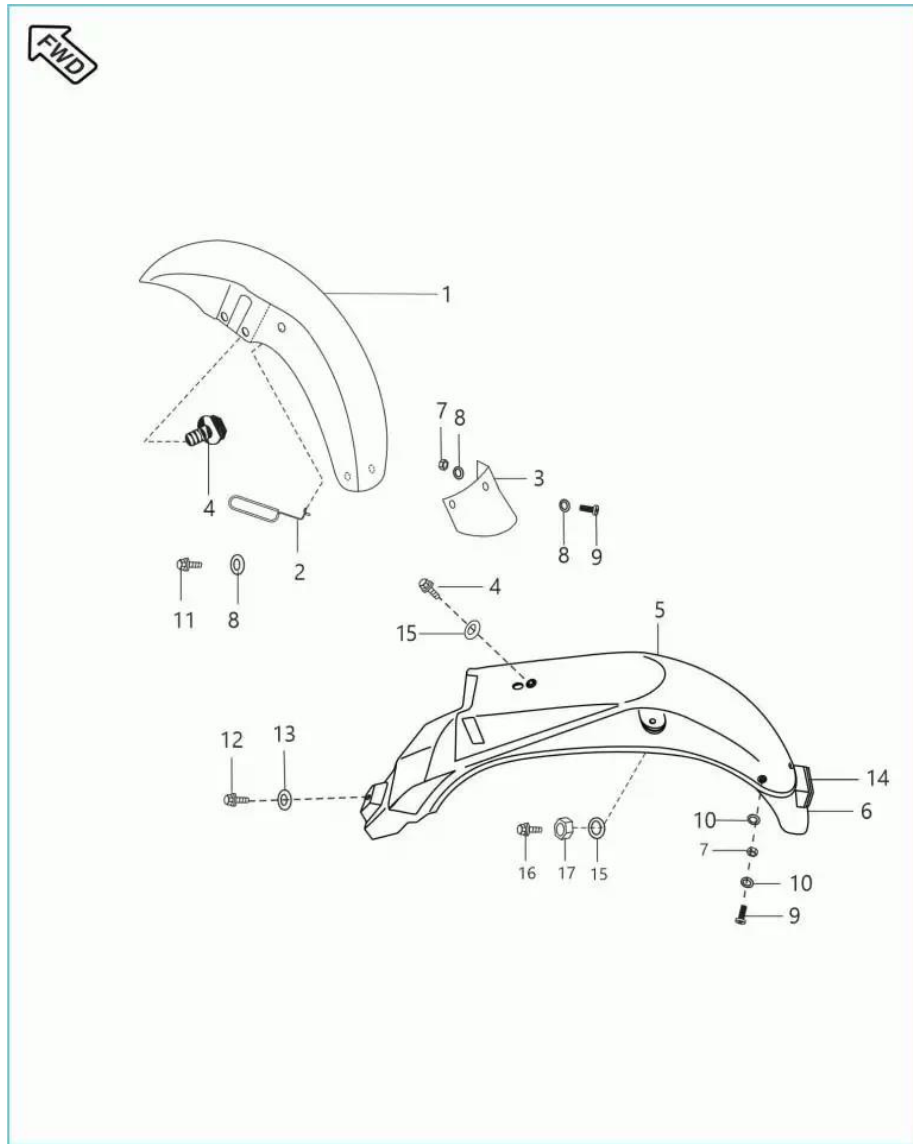
27. Mudguard Front & Rear



Sr. No.	Part No.	Description	QTY.	Remarks
1	PF181411	FENDER FRONT (STEEL PAINTED)	1	
2	DF191020	CLAMP	1	
3	PF181408	MUDFLAP FRONT	1	
4	KADD0816	BOLT FLANGED M8X1.25	5	
5	JV181408	FENDER- REAR(COMBINED)	1	
6	JV181410	FLAP FENDER REAR	1	
7	39032615	NUT - NYLOC :- M5 X 0.8	6	
8	KDAA0510	WASHER PLAIN SMALL	7	
9	KBBA0512	SCREW PAN CROSS SCREW PAN CROSS	6	
10	KDBB0512	WASHER PLAIN	6	
11	KADA0612	BOLT FLANGED M6X1	1	
12	KADD0614	BOLT FLANGED M6X1	1	

Boxer BM 150 (00PFSHZZ)

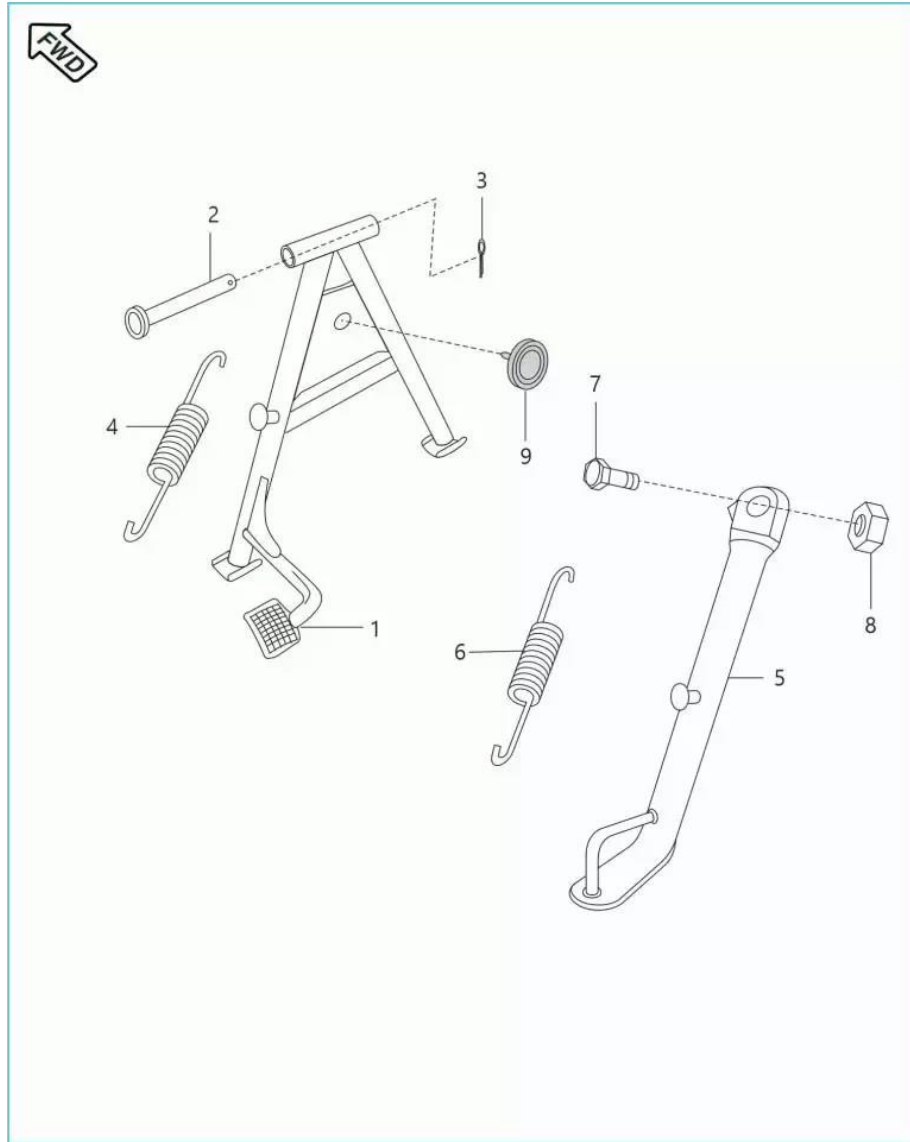
27. Mudguard Front & Rear



Sr. No.	Part No.	Description	QTY.	Remarks
13	LDB00015	WASHER PLAIN-ID 6.5XOD 20XT 2XBR	1	
14	30201069	REFLECTOR REFLEX	1	
15	39150711	WASHER - PLAIN	3	
16	KADD0822	BOLT FLANGED M8X1.25	2	
17	39197015	NUT - HEXAGON WITH FLANGE :- M8	2	

Boxer BM 150 (00PFSHZZ)

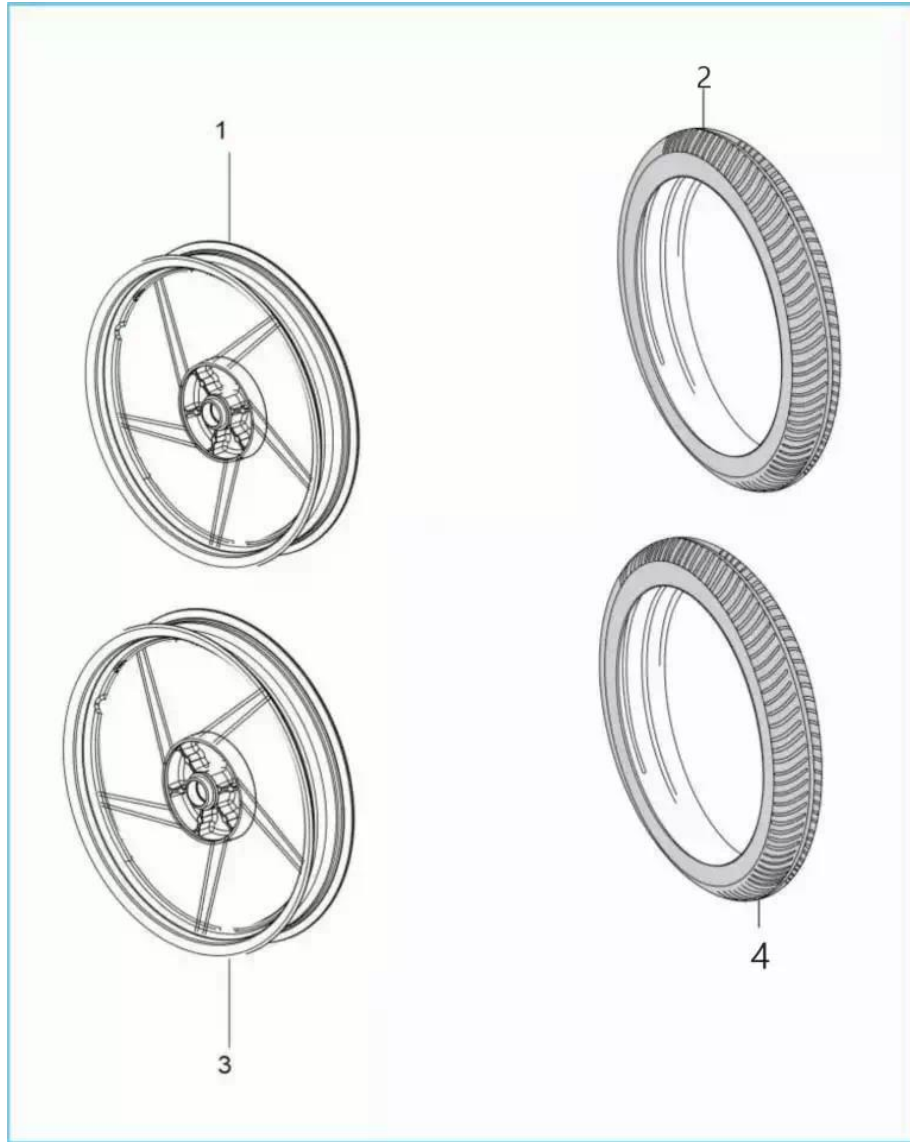
28. Stand Assembly



Sr. No.	Part No.	Description	QTY.	Remarks
1	PF113224	STAND CENTER	1	
2	JA113201	SHAFT STAND	1	
3	KHAA3225	PIN COTTER	1	
4	DH161121	SPRING - MAIN STAND	1	
5	PF113230	STAND SIDE	1	
6	DH161066	SPRING - SIDE STAND	1	
7	DF161102	BOLT FOR SIDE STAND MOUNTING	1	
8	LCH00001	NUT NYLOC-M10X1.25XHT.11XCL6XBRT	1	
9	DG161124	DAMPER	1	

Boxer BM 150 (00PFSHZZ)

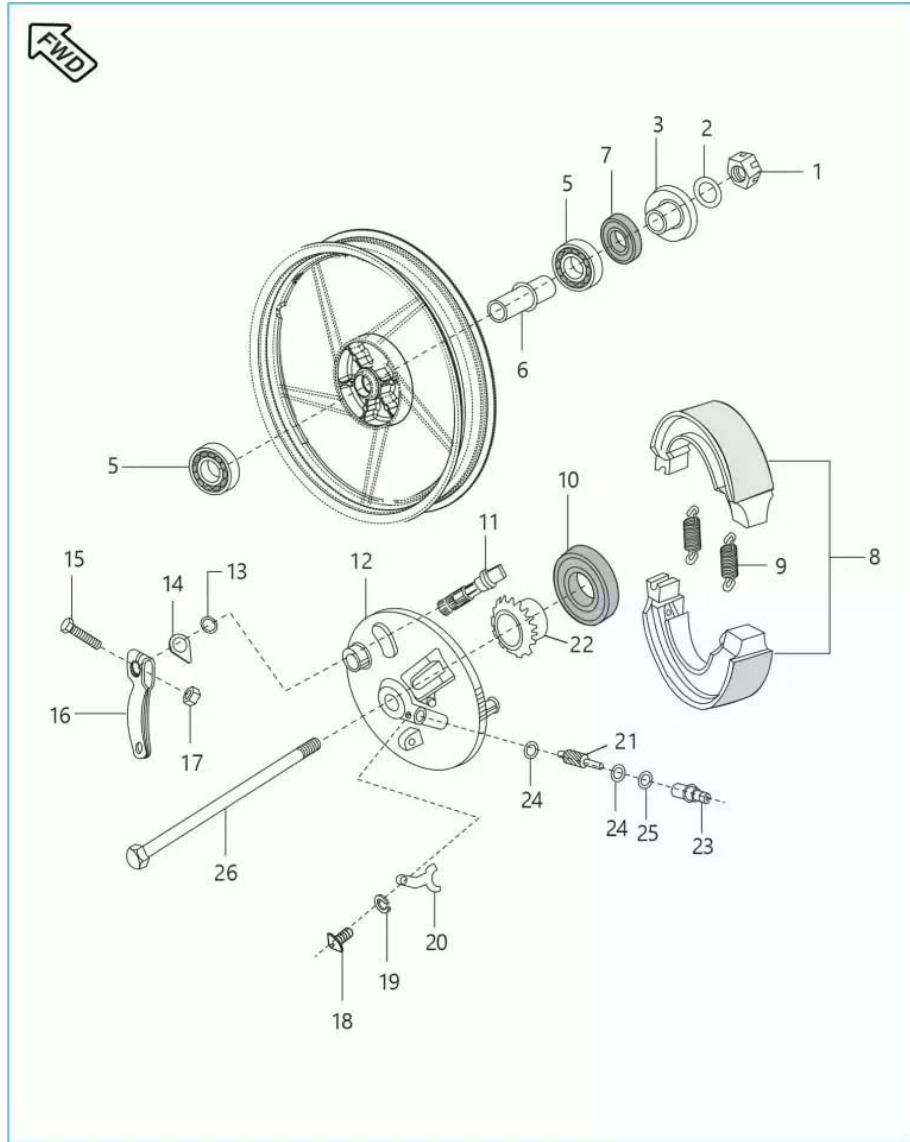
29. Tyre / Tube / Rim



Sr. No.	Part No.	Description	QTY.	Remarks
1	56DY6D33	WHEEL FRONT MT 1.85X17 DR(JK131046)BLACK	1	
2	JF131010	TYRE 80/100-17	1	
3	56DH3B33	WHEEL REAR MT 2.15X17(DH151144)MATT BLAC	1	
4	JF131211	TYRE 100/90-17	1	

Boxer BM 150 (00PFSHZZ)

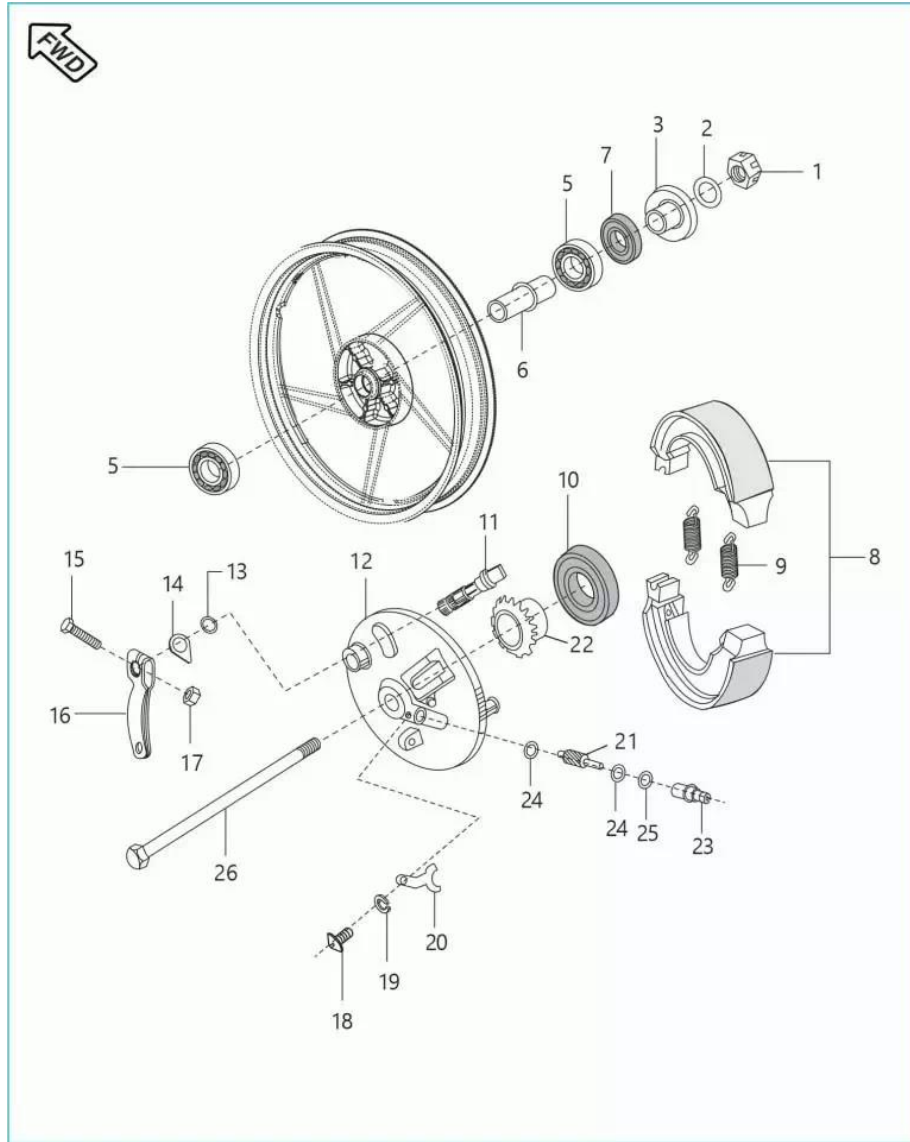
30. Front Hub



Sr. No.	Part No.	Description	QTY.	Remarks
1	59150003	NUT U - M12	1	
2	KDAA1222	WASHER PLAIN SMALL	1	
3	DS151056	COVER - DUST :- FRONT	1	
4	DS151060	SPACER ASSY	1	N.I.
5	KPBB6301	BEARING-BALL-C3 CLEARANCE	1	
6	30151032	COLLAR - BEARING	1	
7	30151033	SEAL - OIL	1	
8	JN131812	SHOE ASSEMBLY BRAKE	1	
9	30151069	SPRING	2	
10	30151035	SEAL - OIL :- 48 X 62 X 7	1	
11	DS151089	CAM ASSEMBLY BRAKE FRONT	1	
12	PF131839	PANEL BRAKE FRONT	1	

Boxer BM 150 (00PFSHZZ)

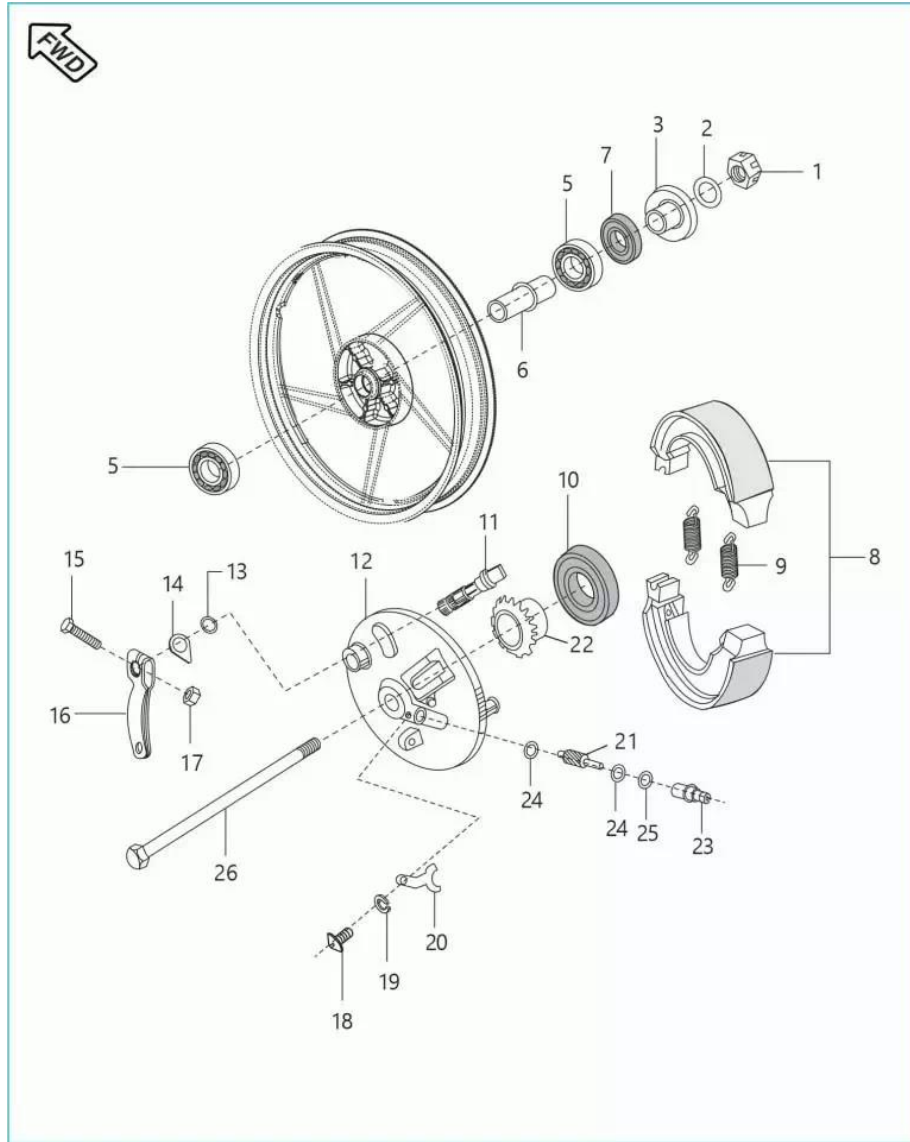
30. Front Hub



Sr. No.	Part No.	Description	QTY.	Remarks
13	30151038	RING - O	1	
14	DS151091	WEAR INDICATOR	1	
15	KAEF0630	BOLT FLANGED M6X1	1	
16	DS151092	LEVER BRAKE	1	
17	DS151094	NUT HEX FLANGED M6X1	1	
18	KBBA0408	SCREW PAN CROSS M4X0.7	1	
19	39090012	WASHER SPRING	1	
20	30151118	STOPPER FOR BUSHING	1	
21	30151041	GEAR METER SCREW	1	
22	30151116	GEAR - SPEEDOMETER	1	
23	JA131606	BUSHING	1	
24	KDAA0510	WASHER PLAIN SMALL	2	

Boxer BM 150 (00PFSHZZ)

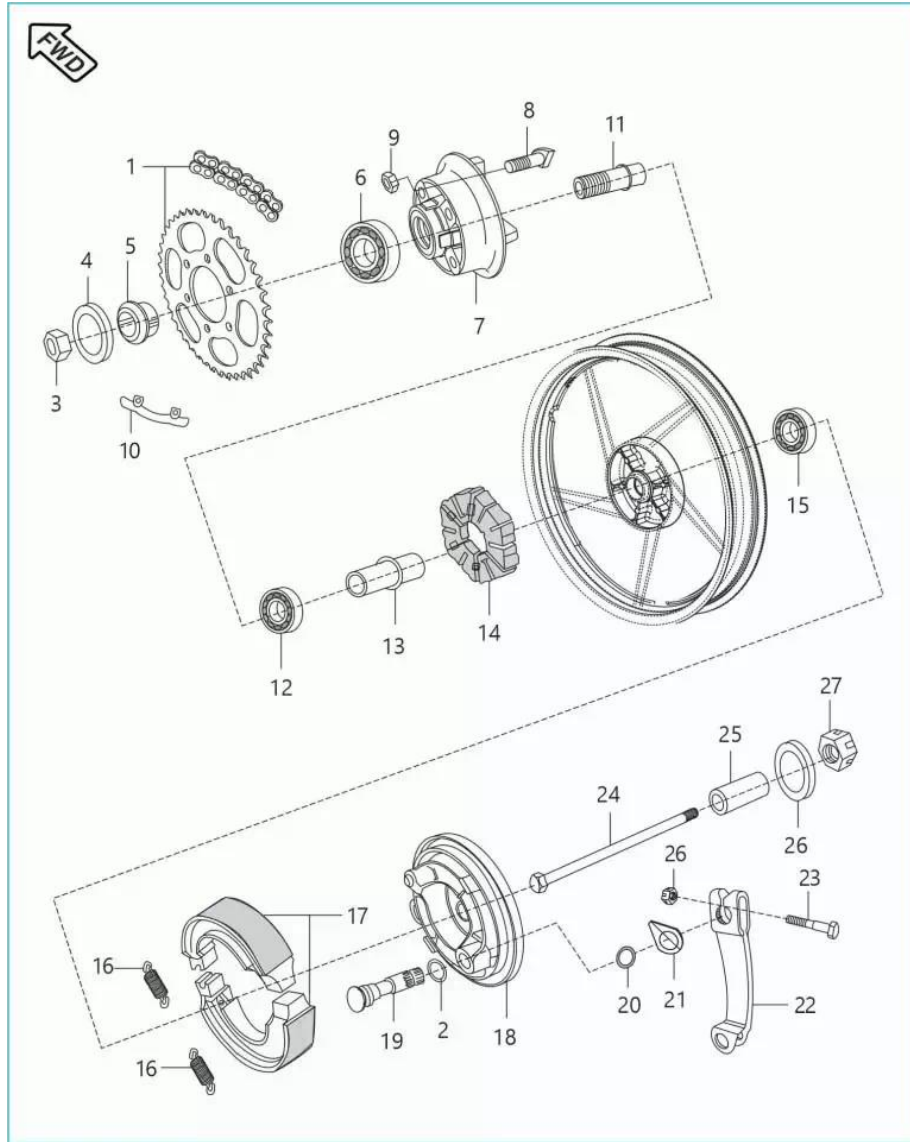
30. Front Hub



Sr. No.	Part No.	Description	QTY.	Remarks
25	39101321	RING - O	1	
26	DJ151041	AXLE	1	

Boxer BM 150 (00PFSHZZ)

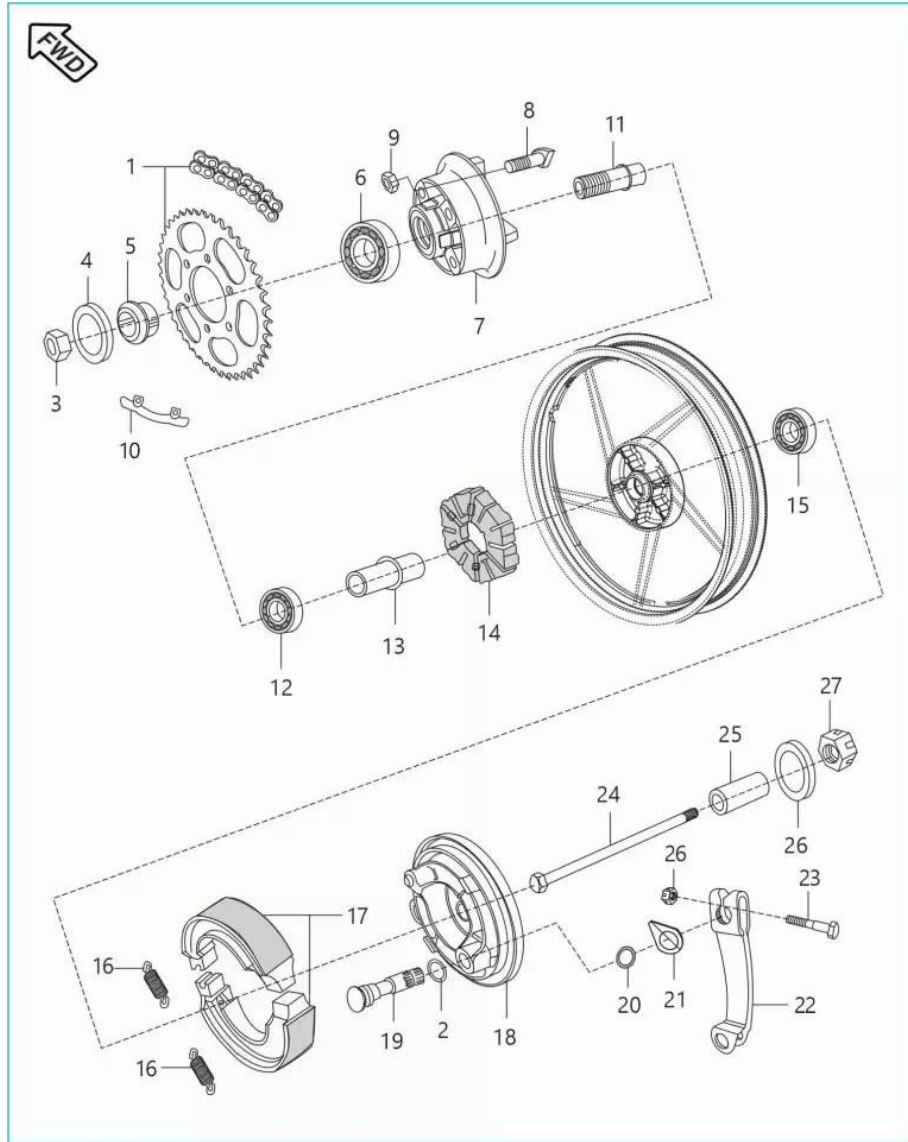
31. Rear Hub (for Alloy Wheel)



Sr. No.	Part No.	Description	QTY.	Remarks
1	36JV0038	KIT CHAIN SPROCKET BM150	1	
2	39072211	WASHER	1	
3	39080115	NUT - HEXAGON :- M20 X 1	1	
4	39256711	WASHER - PLAIN	1	
5	DJ151035	COLLAR	1	
6	KPBC6004	BEARING-BALL-C3 CLEARANCE	1	
7	DS151068	COUPLING - 4 RUBBER	1	
8	DS151073	STUD - 4 RUBBER	4	
9	LCB00004	NUT HEX M10X1.25	4	
10	PF131220	WASHER LOCK FOR NUT A/F17	2	
11	DJ151033	SLEEVE	1	
12	KPBB6202	BEARING-BALL-C3 CLEARANCE	1	

Boxer BM 150 (00PFSHZZ)

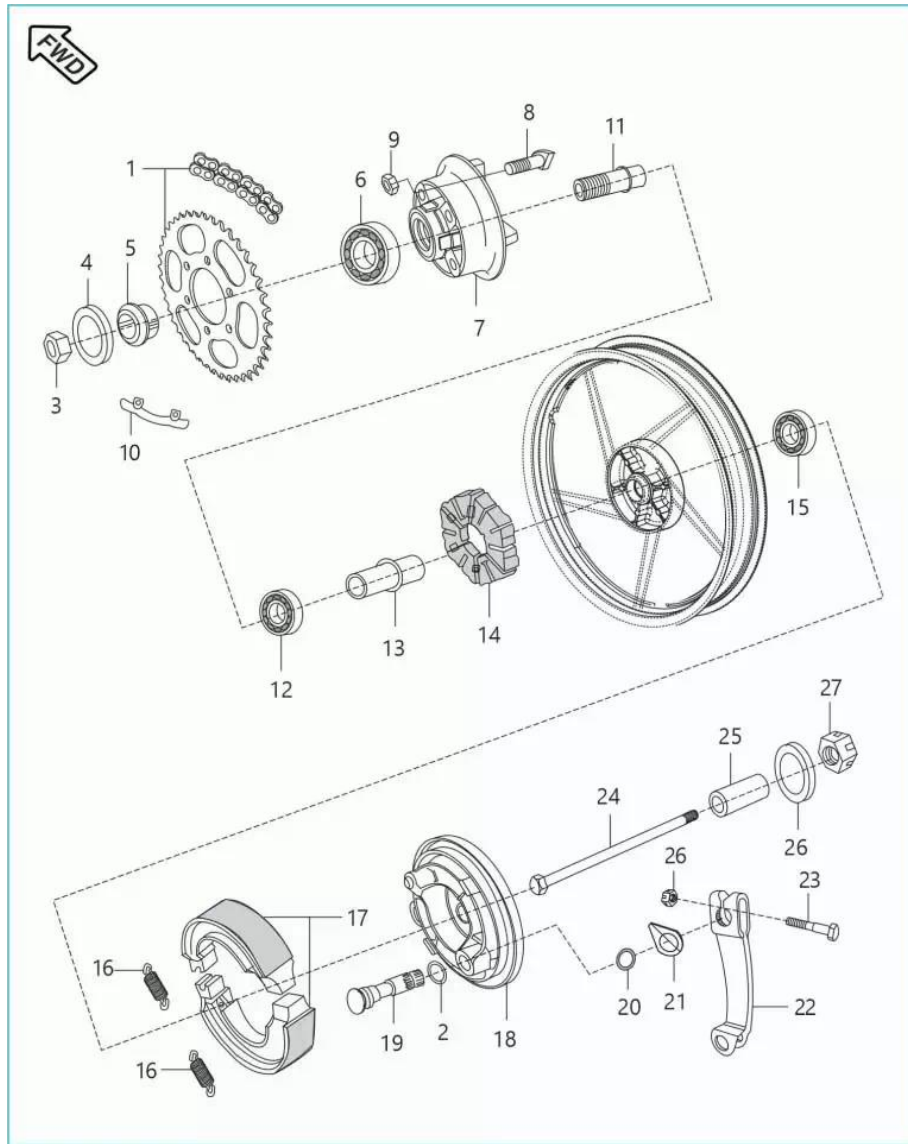
31. Rear Hub (for Alloy Wheel)



Sr. No.	Part No.	Description	QTY.	Remarks
13	30151075	COLLAR BEARING	1	
14	DK151094	DAMPER COUPLING	1	
15	KPBB6302	BEARING-BALL-C3 CLEARANCE	1	
16	30151069	SPRING	2	
17	JN131812	SHOE ASSEMBLY BRAKE	1	
18	DS151069	PANEL BRAKE REAR - 4 RUBBER	1	
19	30151011	CAM ASSEMBLY BRAKE	1	
20	30151038	RING - O	1	
21	DS151090	INDICATOR	1	
22	JW131601	LEVER BRAKE CAM REAR	1	
23	LAD00021	BOLT FLANGED M6X1	1	
24	PF131208	AXLE	1	

Boxer BM 150 (00PFSHZZ)

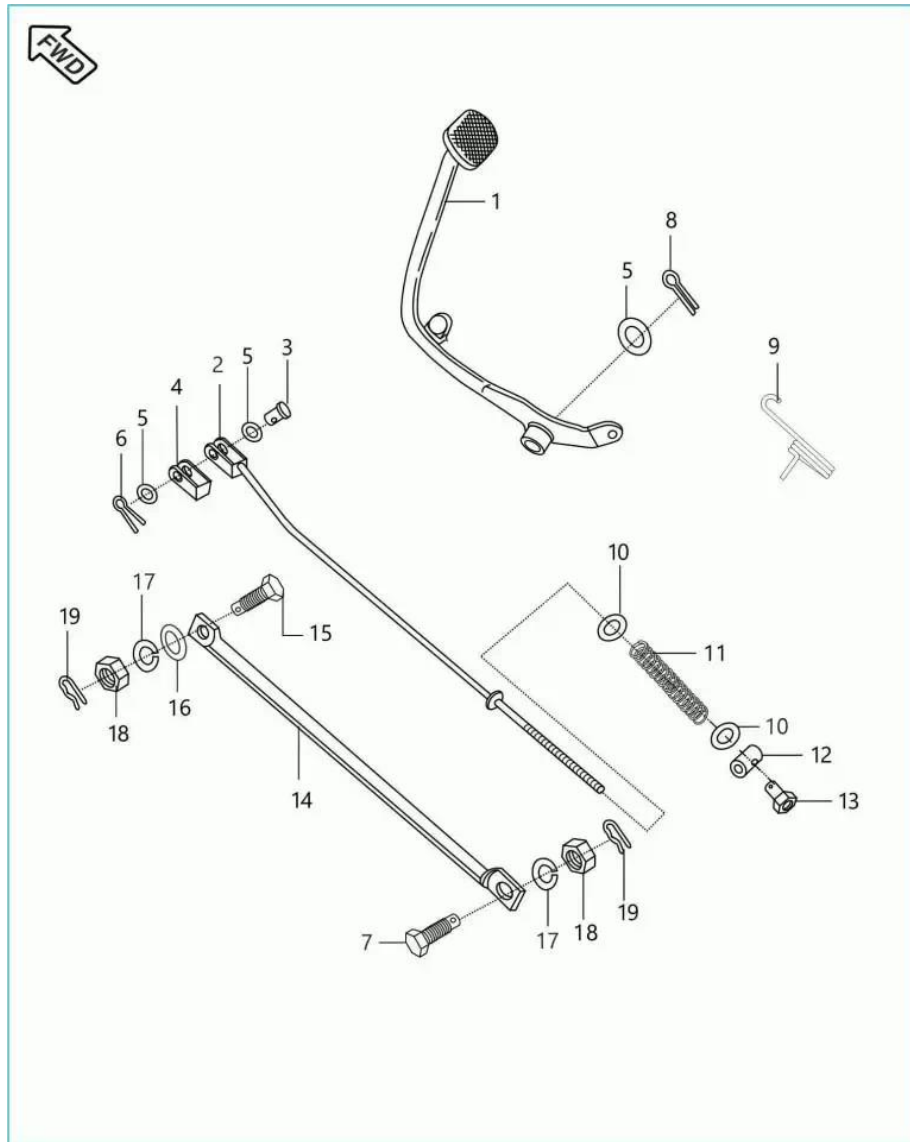
31. Rear Hub (for Alloy Wheel)



Sr. No.	Part No.	Description	QTY.	Remarks
25	DJ151034	COLLAR	1	
26	DS151094	NUT HEX FLANGED M6X1	1	
27	DH171019	NUT - U :- SWING ARM	1	

Boxer BM 150 (00PFSHZZ)

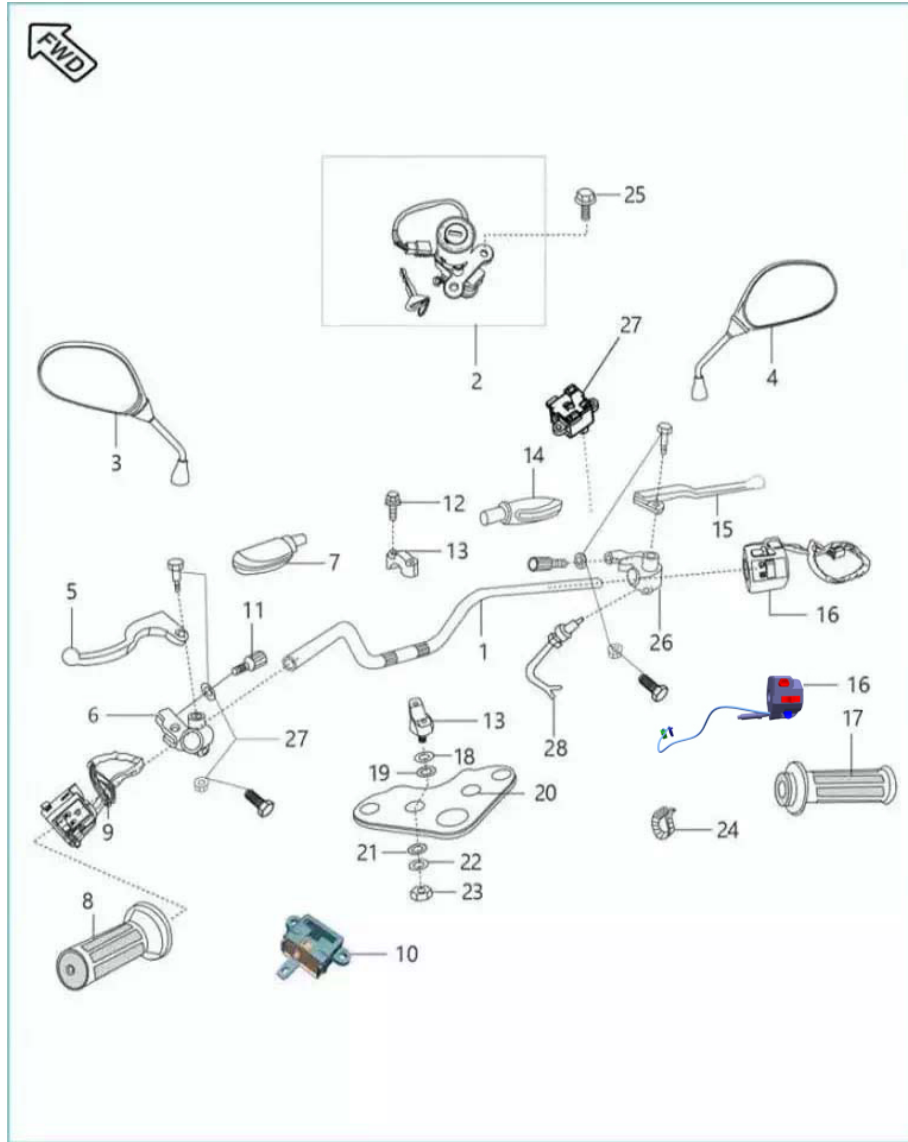
32. Rear Brake Pedal



Sr. No.	Part No.	Description	QTY.	Remarks
13	30191036	NUT - BRAKE ADJUSTER	1	
14	JW122004	ROD ASSEMBLY TORQUE	1	
15	DH151029	BOLT - STEP :- TORQUE ROD	1	
16	39154011	WASHER - PLAIN	1	
17	KDDB1018	WASHER SPRING THIN	2	
18	39069415	NUT - HEXAGON LOCK :- M8 X 1.25	2	
19	KHBA0828	PIN SNAP	2	

Boxer BM 150 (00PFSHZZ)

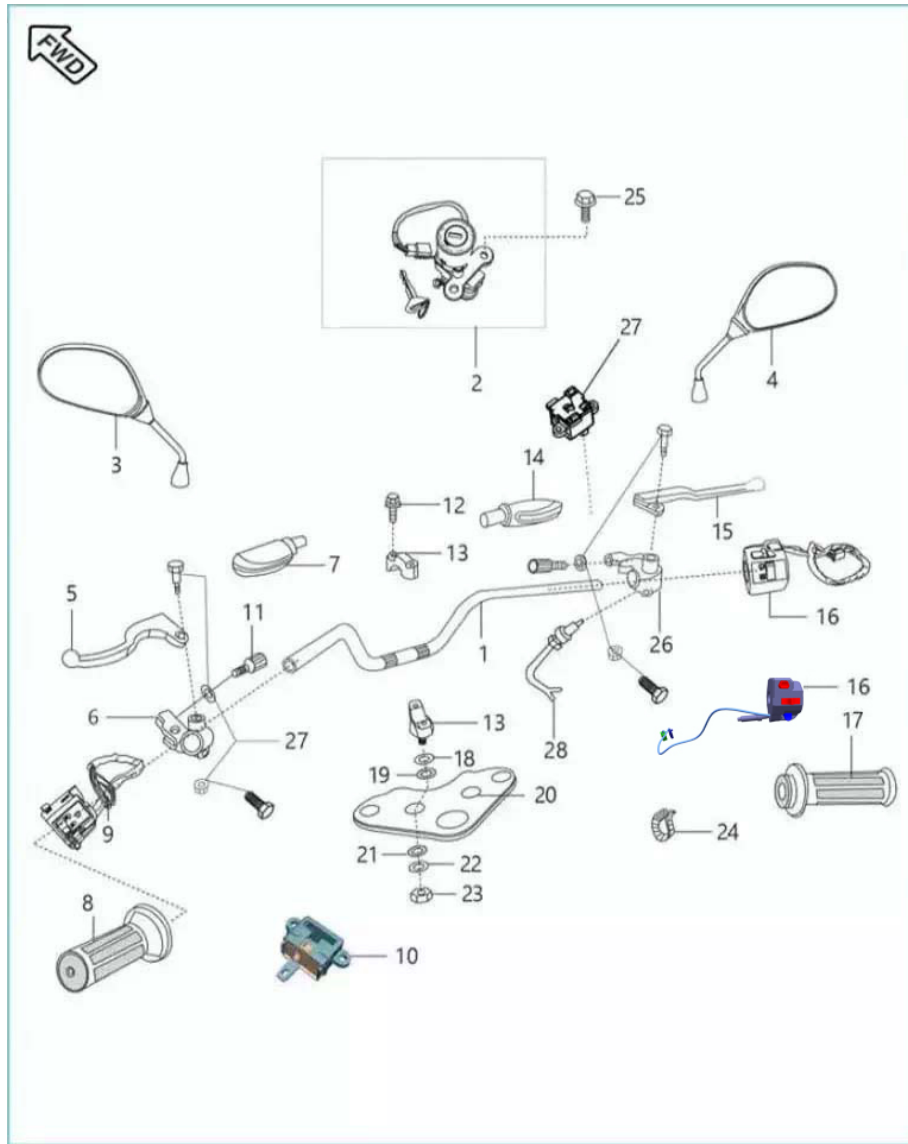
33. Handle Bar



Sr. No.	Part No.	Description	QTY.	Remarks
1	DU181021	HANDLEBAR	1	
2	PF232611	SET LOCK	1	
3	DJ221003	MIRROR ASSEMBLY - LH FOR `K-UPGRADE`	1	
4	DJ221004	MIRROR ASSEMBLY - RH FOR `K-UPGRADE`	1	
5	DX191009	LEVER ASSEMBLY RH	1	
5	DJ191083	LEVER GRIP LEFT	1	
6	DJ191081	HOLDER LH	1	
7	DS191052	LEVER BOOT LH FOR CLUTCH SWITCH	1	
8	DU191009	GRIP - LEFT HAND	1	
9	JB401400	SWITCH CONTROL LH	1	
10	JZ401405	SWITCH CLUTCH(VB) DIODE	1	
11	36DU1901	CABLE ADJ.KIT - CT 100	2	

Boxer BM 150 (00PFSHZZ)

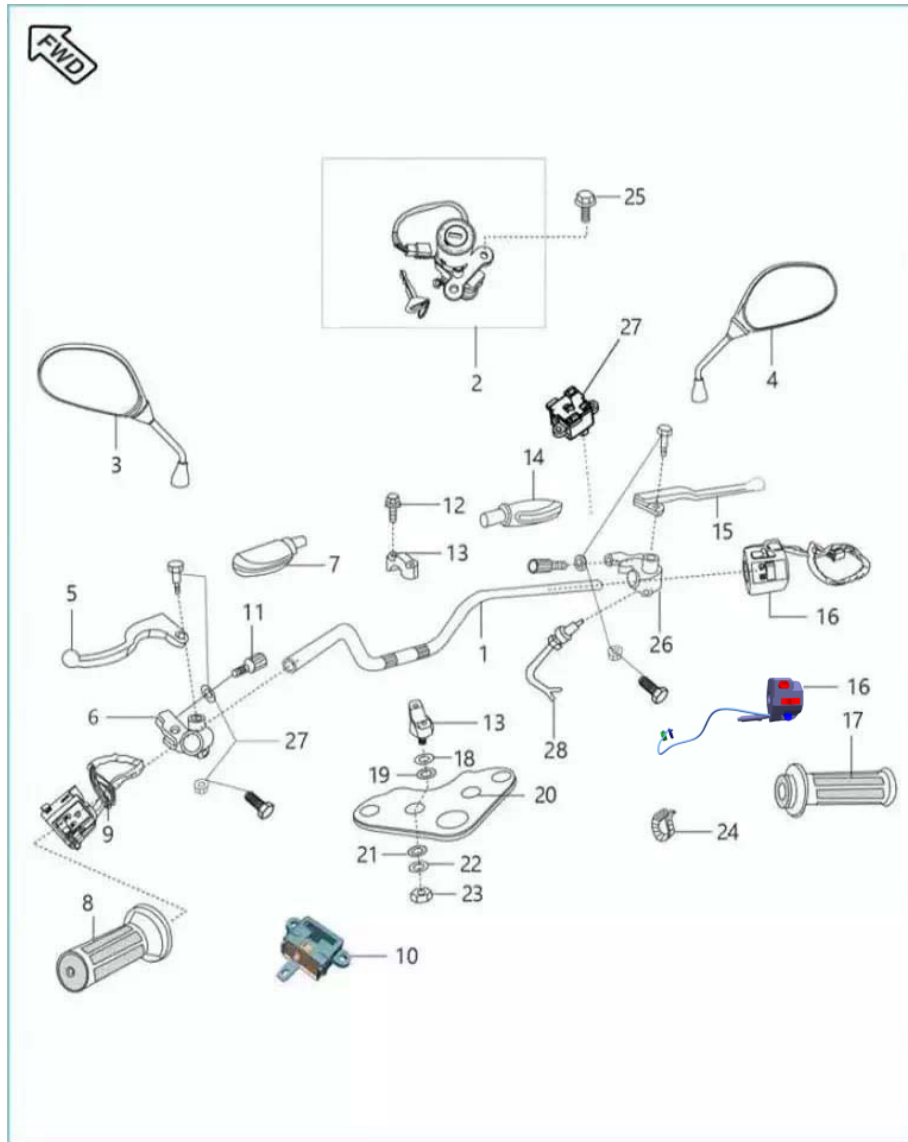
33. Handle Bar



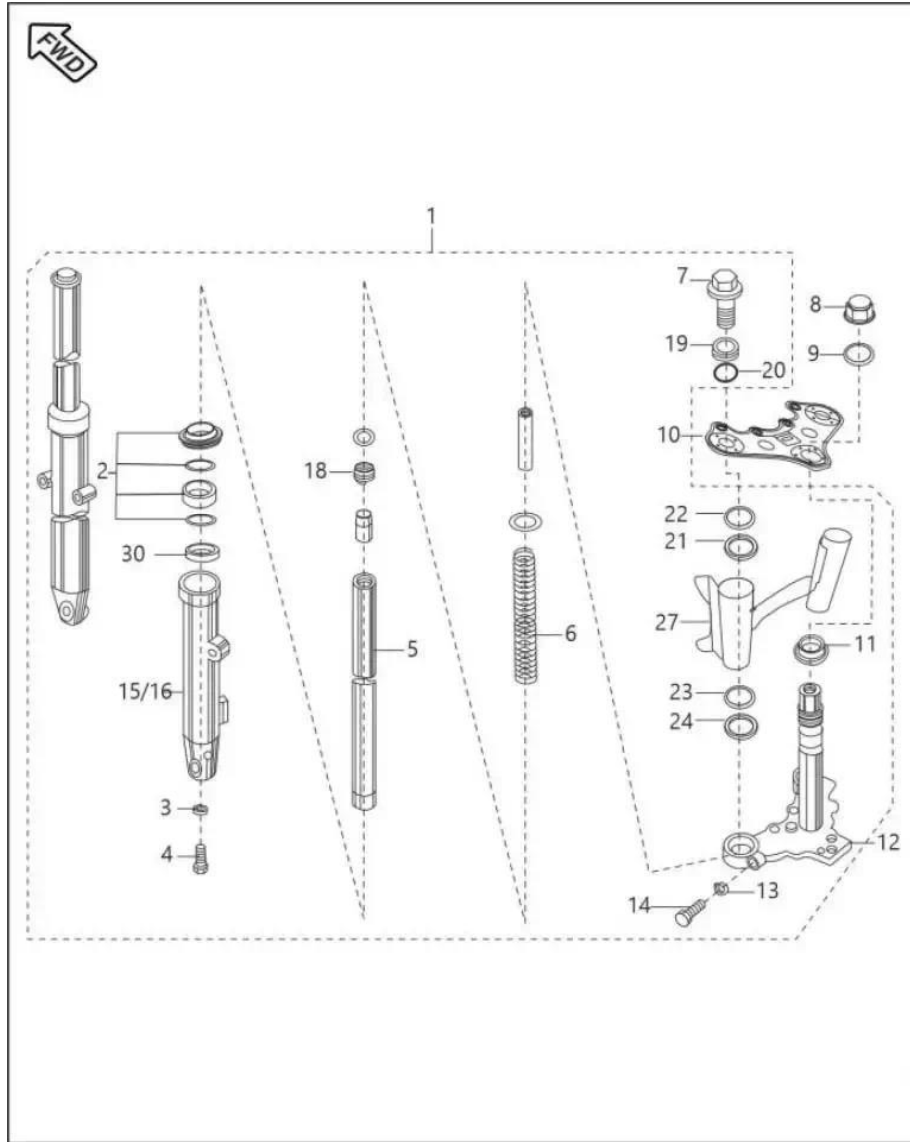
Sr. No.	Part No.	Description	QTY.	Remarks
12	39258204	BOLT - HEXAGON HEAD+FLANGE: M8X1.25XL 35	4	
13	36DS1801	Holder Handle Set	2	
14	DS191018	BOOT FOR LEVER RH	1	
15	DD191142	LEVER - GRIP :- RIGHT	1	
16	PA401405	SWITCH CONTROL RH	1	
16	PF401433	Switch Control RH	1	Ref IB - Cir - 502
17	PF151032	GRIP ASSEMBLY RH	1	
18	DS181007	WASHER - HANDLE :- UPPER	2	
19	DS181008	DAMPER - HANDLE :- UPPER	2	
20	DS181005	BRACKET - UPPER :- FRONT FORK	1	
21	DS181009	DAMPER - HANDLE :- LOWER	2	
22	DS181010	WASHER - HANDLE :- LOWER	2	

Boxer BM 150 (00PFSHZZ)

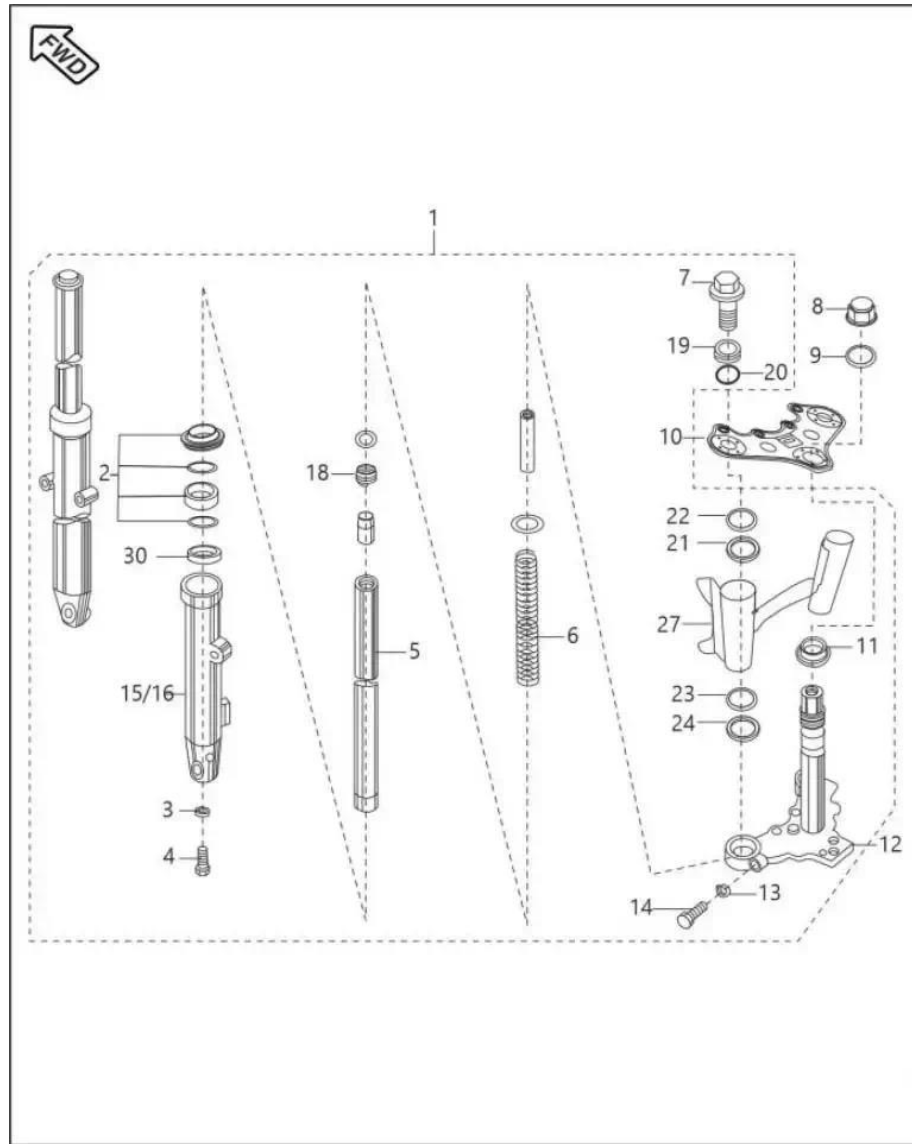
33. Handle Bar



Sr. No.	Part No.	Description	QTY.	Remarks
23	LCH00001	NUT NYLOC-M10X1.25XHT.11XCL6XBRT	2	
24	JD402217	BAND(L 150)	2	
25	KADD0614	BOLT FLANGED M6X1	2	
26	DS191038	HOLDER - RH FOR SPIRIT TYPE BRAKE SWITCH	1	
27	36DK0037	KIT Mirror Holder Kit PULSAR 180 UG4	2	
28	DD201170	SWITCH ASSEMBLY (WITH LEVER)	1	



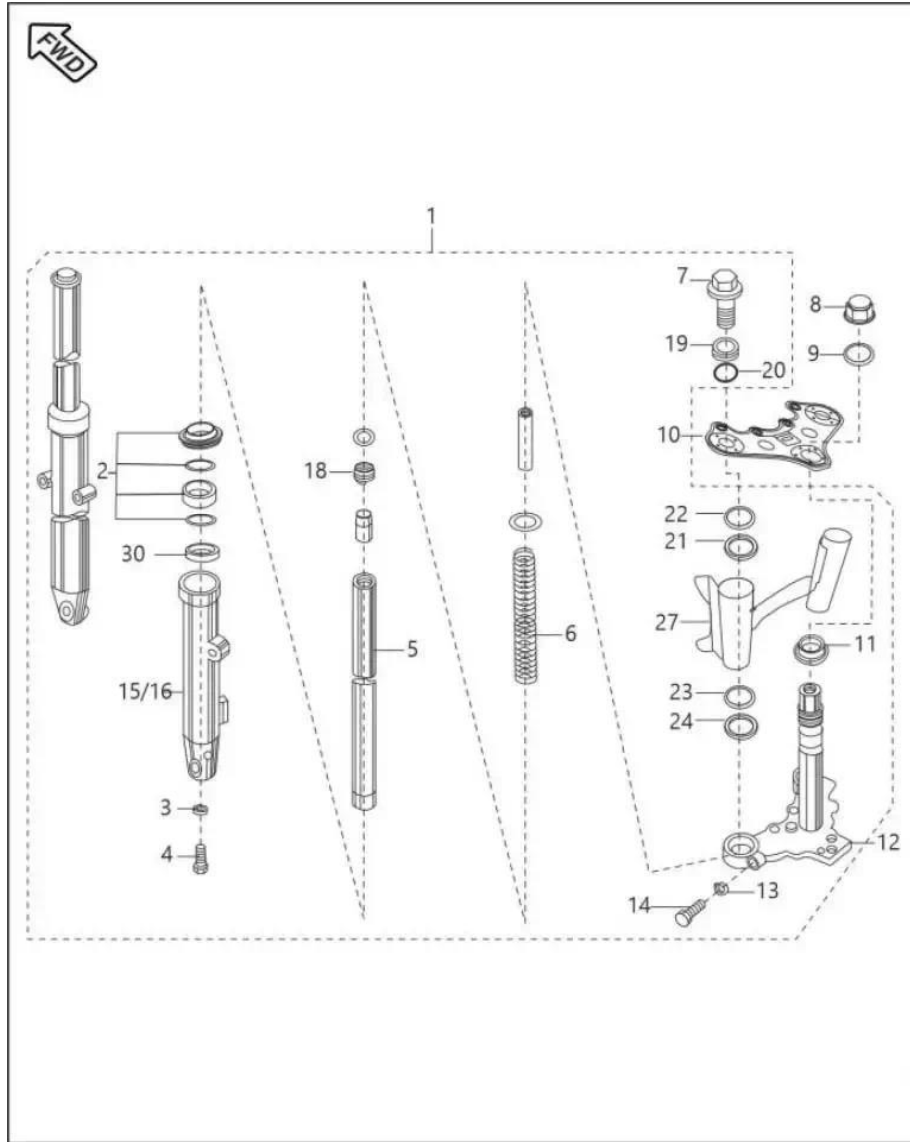
Sr. No.	Part No.	Description	QTY.	Remarks
1	PF121115	FORK FRONT	1	
2	36DK0020	KIT OUTER TUBE	2	
3	30181026	GASKET	2	
4	30181025	BOLT	2	
5	PF121017	PIPE FORK INNER	2	
6	DS181084	SPRING -MAIN:-INCREASED FREE LENGTH FORK	2	
7	59040006	BOLT WITH WASHER M10X24L	2	
8	DS181015	NUT - CAP :- FORK	1	
9	DS181016	WASHER - PLAIN	1	
10	DS181005	BRACKET - UPPER :- FRONT FORK	1	
11	DH181023	BEARING CONE - (FORK)	1	
12	PF121021	HOLDER FORK UNDER	1	



Sr. No.	Part No.	Description	QTY.	Remarks
13	KDDB1018	WASHER SPRING THIN	2	
14	KAAD1035	BOLT	2	
15	PF121018	PIPE LEFT FORK OUTER	1	
16	PF121019	PIPE RIGHT FORK OUTER	1	
17	PA121041	SEAT PIPE	2	N.I.
18	31181099	SPRING - FRONT FORK :- ENDURANCE SYSTEM	2	
19	DS181012	BOLT - FORK	2	
20	30181029	RING - O	2	
21	PF121024	LAMP HEAD ASSEMBLY	1	
22	DJ181042	COVER FORK A	2	
23	PF121028	DAMPER COVER FORK	2	
24	DJ181043	COVER - FORK :- B	2	

Boxer BM 150 (00PFSHZZ)

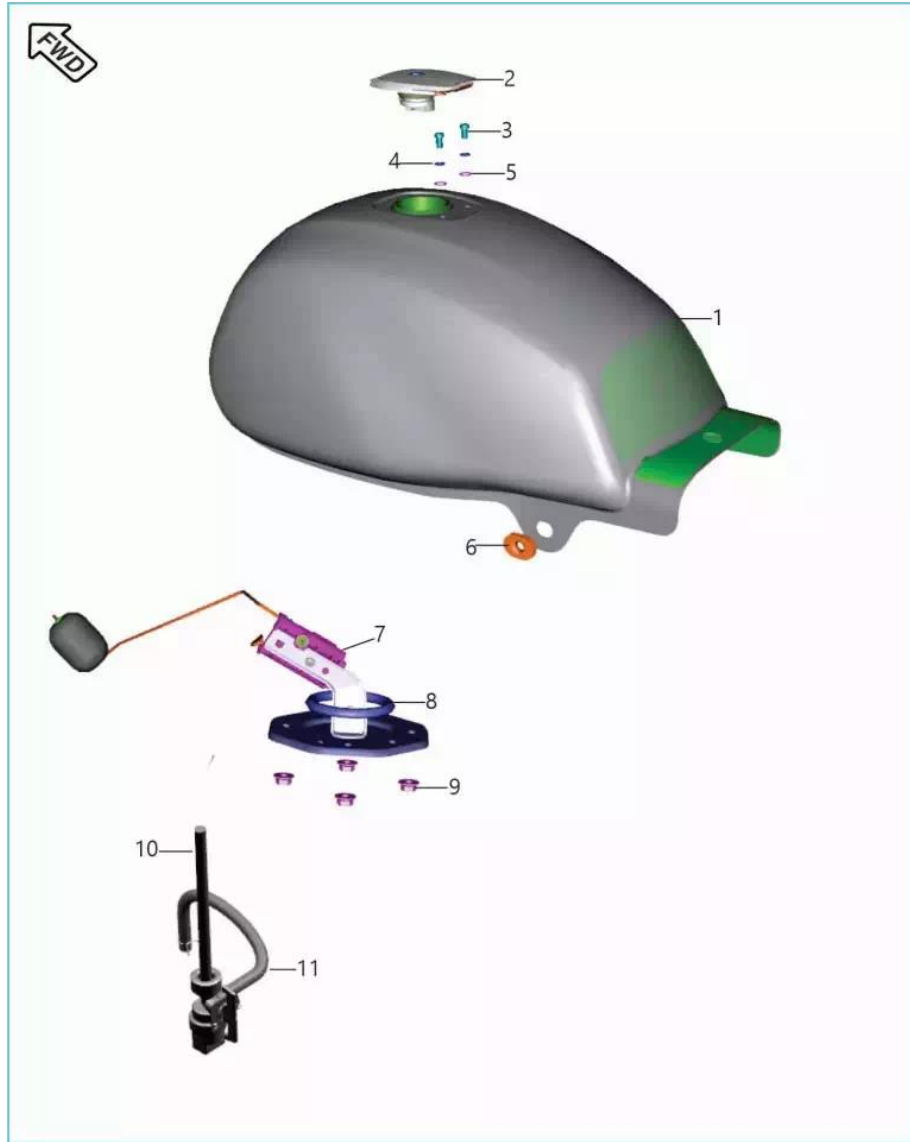
34. Front Fork



Sr. No.	Part No.	Description	QTY.	Remarks
25	DJ181085	CUSHION RUBBER 31	2	N.I.
26	DS181070	BUSH - GUIDE	2	N.I.
27	DS181072	WASHER - GUIDE BUSH	2	
28	30181020	RING - FORK PISTON	2	N.I.
29	JZ121013	CAP OIL LOCK	2	N.I.
30	DJ181087	SEAL - OIL FOR 31 DIA. FORK	2	

Boxer BM 150 (00PFSHZZ)

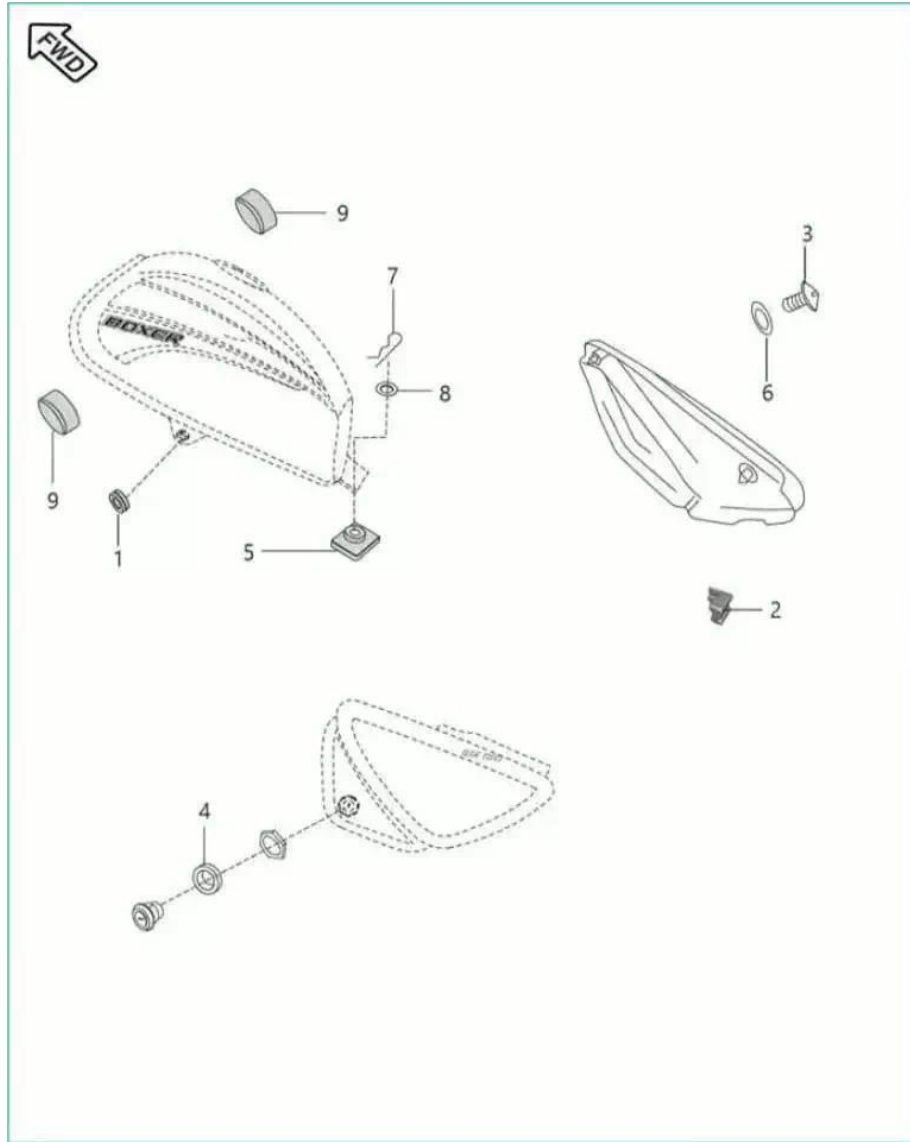
35. Petrol Tank, Cap Tank & Gauge Fuel



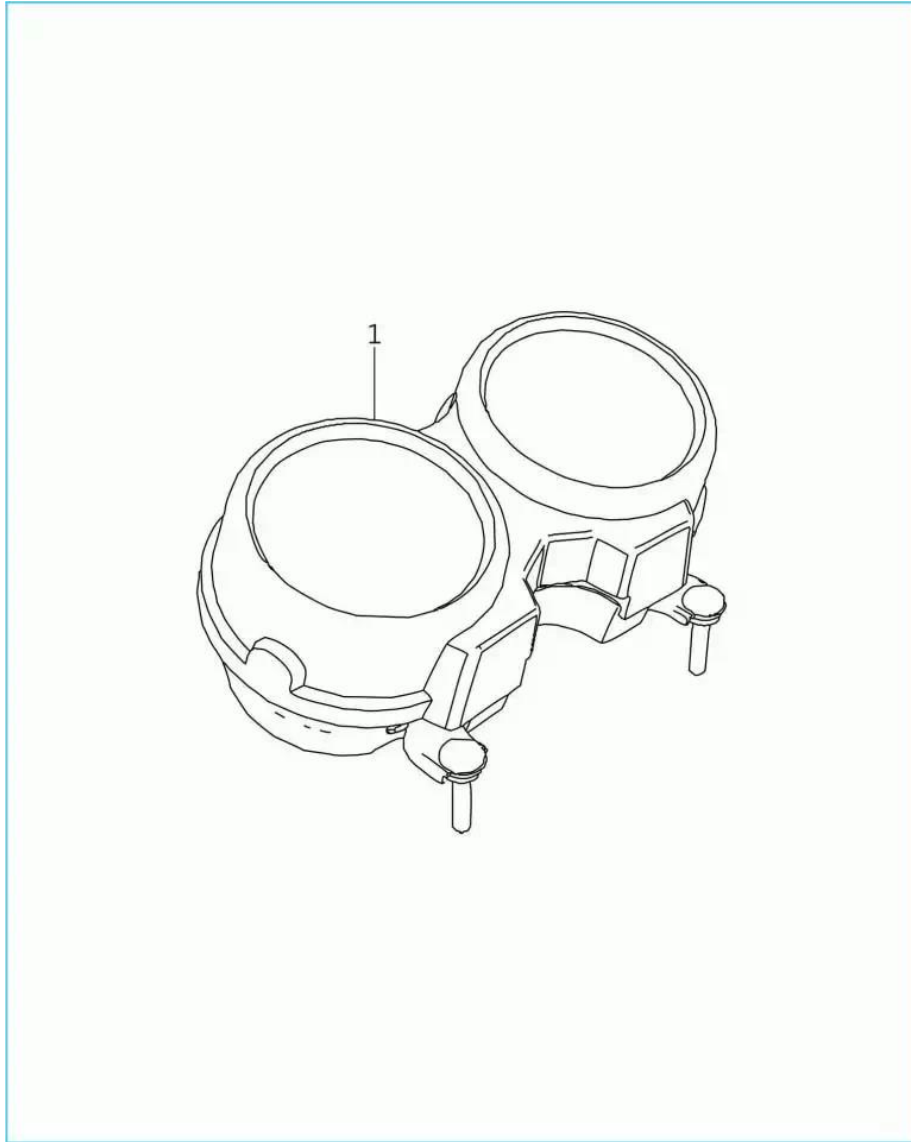
Sr. No.	Part No.	Description	QTY.	Remarks
1	PF171066	ASSEMBLY TANK FUEL	1	
2	DS141009	CAP - FUEL TANK	1	
3	LBB00006	SCREW PAN CROSS-M5X0.8XL 10XBRT	2	
4	LDA00043	WASHER - ID5.1XOD9XT1XNYLONXBROWN	2	
5	30181029	RING - O	2	
6	JZ171124	GROMMET	2	
7	PF402600	SENSOR - FUEL LEVEL	1	
8	JH171017	O RING FUEL GAUGE	1	
9	KCGA0505	NUT HEX FLANGED	1	
10	PF171800	TAP FUEL	1	
11	PF171803	PIPE FUEL- E10 (L185)	1	

Boxer BM 150 (00PFSHZZ)

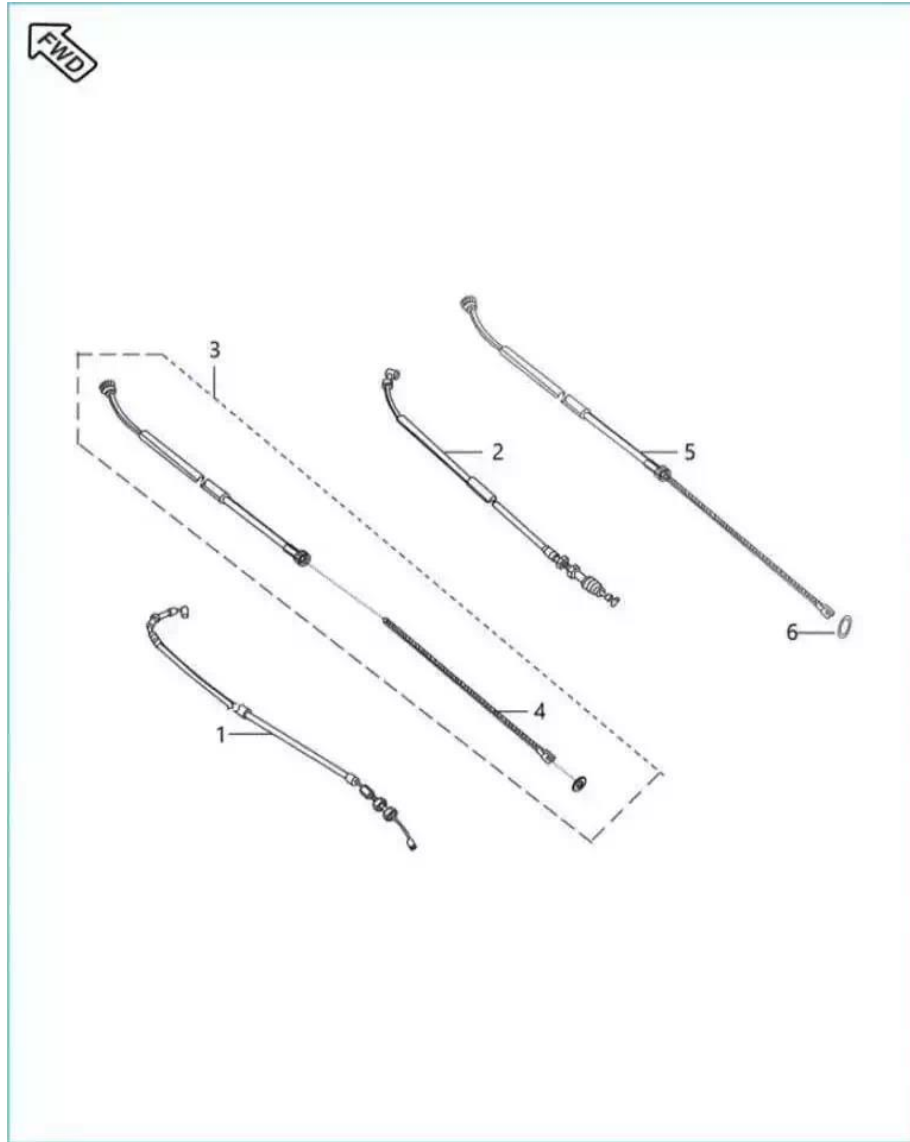
36. Fittings - Petrol Tank, Side Cover & Cover Seat



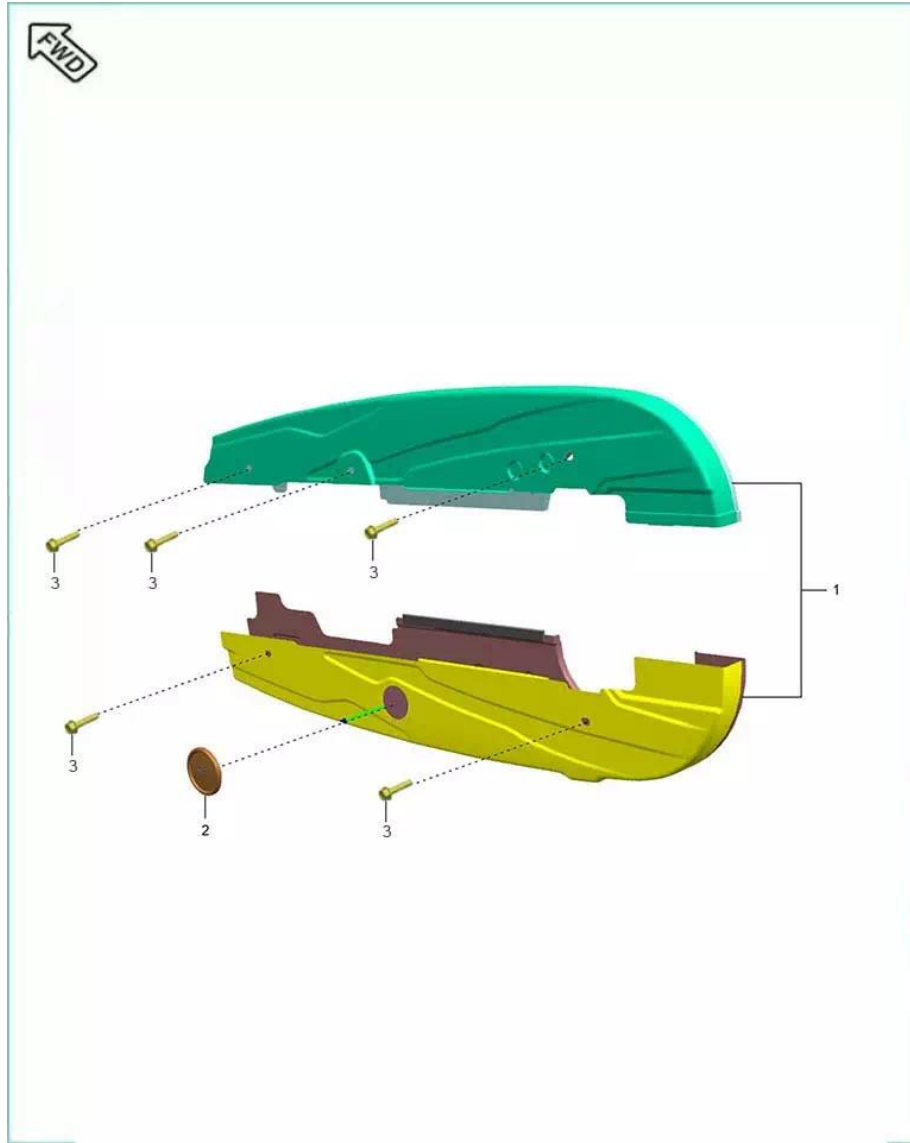
Sr. No.	Part No.	Description	QTY.	Remarks
1	JZ171124	GROMMET	2	
2	DH161133	GROMMET - SIDE COVER :- REAR	2	
3	DG161121	SCREW	1	
4	DU161102	DAMPER	1	
5	JV171001	DAMPER TANK REAR	1	
6	39178924	WASHER - NYLON	1	
7	KHBA1033	PIN SNAP	1	
8	LDB00035	WASHER PLAIN-ID10.2XOD 24XTHK1.6	1	
9	DJ141008	DAMPER - FRONT	2	



Sr. No.	Part No.	Description	QTY.	Remarks
1	PF402416	SPEEDOMETER	1	



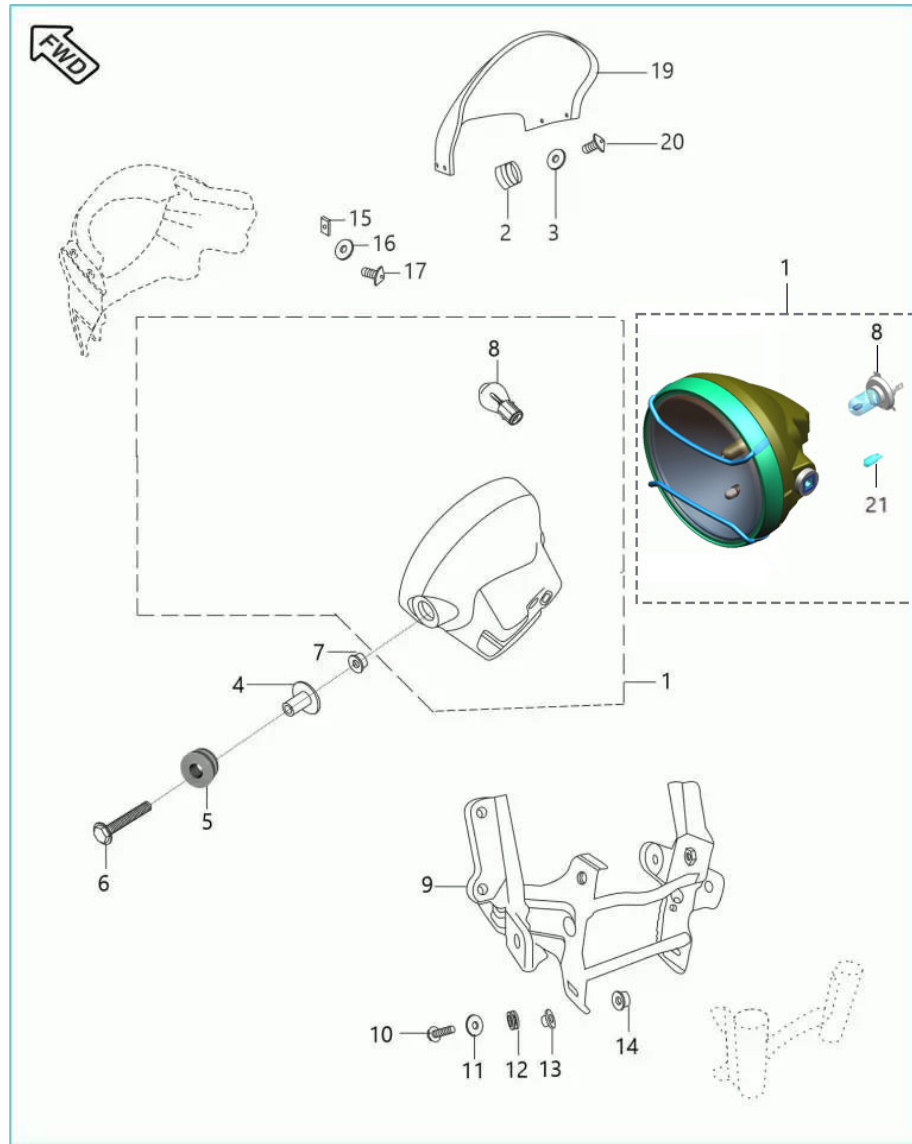
Sr. No.	Part No.	Description	QTY.	Remarks
1	PF161237	CABLE THROTTLE	1	
2	PF161212	CABLE CLUTCH	1	
3	JZ161210	CABLE - SPEEDO METER	1	
4	PF161209	CABLE - SPEEDO INNER	1	
5	PF161213	CABLE BRAKE	1	
6	39156121	RING - O	1	



Sr. No.	Part No.	Description	QTY.	Remarks
1	52JV0364	CHAIN CASE UP & LOW AS WTH PKG BM125/150	1	with Cap-Rubber
2	15161069	CAP - RUBBER	1	
3	DH161283	BOLT CHAIN CASE	5	

Boxer BM 150 (00PFSHZZ)

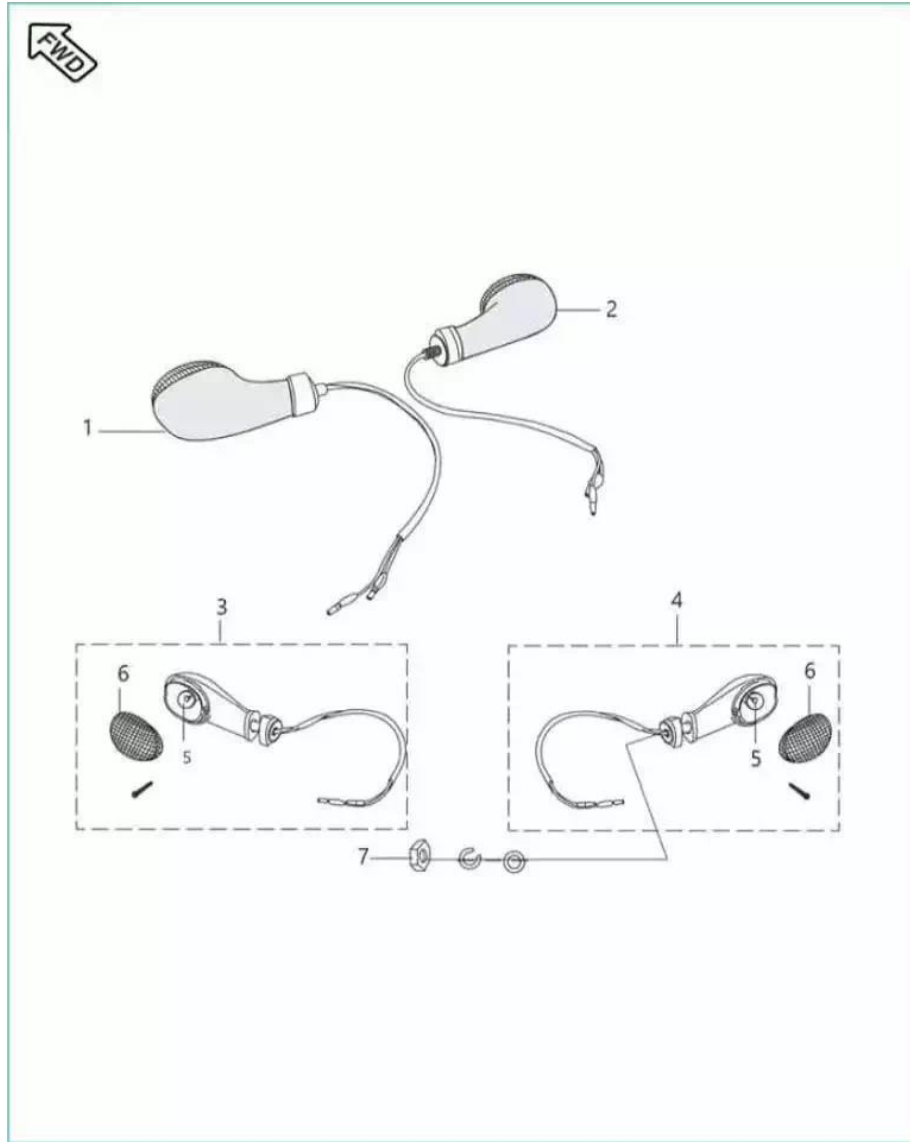
40. Head Lamp & Fairing



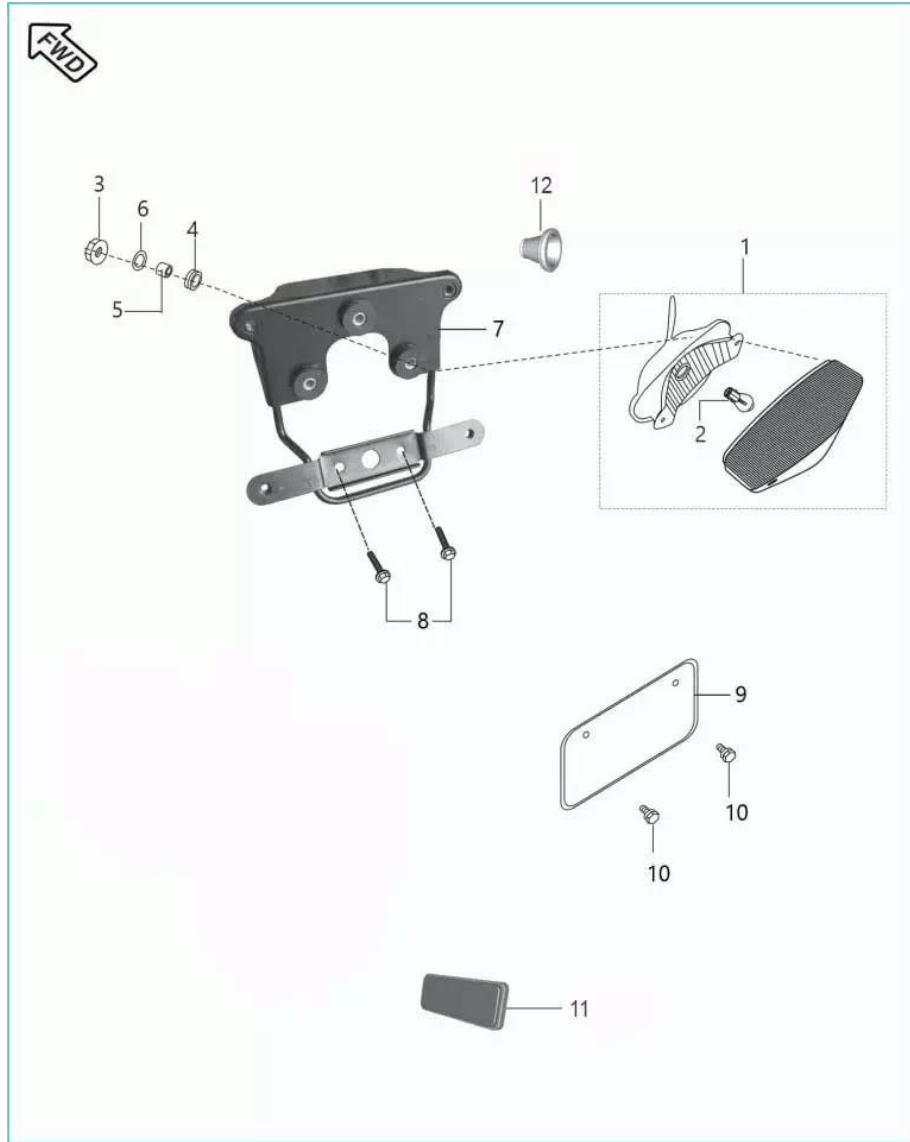
Sr. No.	Part No.	Description	QTY.	Remarks
1	PF401016	LAMP HEAD	1	
1	PF401025	Head lamp (White lamp) with pilot lamp	1	Ref - IB Cir - 494
1	PF401024	Head lamp (White lamp)	1	Ref - IB Cir - 494
2	DL181010	NUT - WELL :- M5	4	
3	39214124	WASHER NYLON 5.3X11.5X1.5	4	
4	DS201019	COLLAR - NEW ROUND HEAD LAMP	2	
5	DD201011	DAMPER	2	
6	39258204	BOLT - HEXAGON HEAD+FLANGE: M8X1.25XL 35	2	
7	39197015	NUT - HEXAGON WITH FLANGE :- M8	2	
8	JK401024	BULB LAMP HEAD	1	
9	PF121025	FAIRING STRUCTURE	1	
10	KAED0630	BOLT FLANGED M6X1	4	

Boxer BM 150 (00PFSSHZZ)

41. Indicator Light Assembly



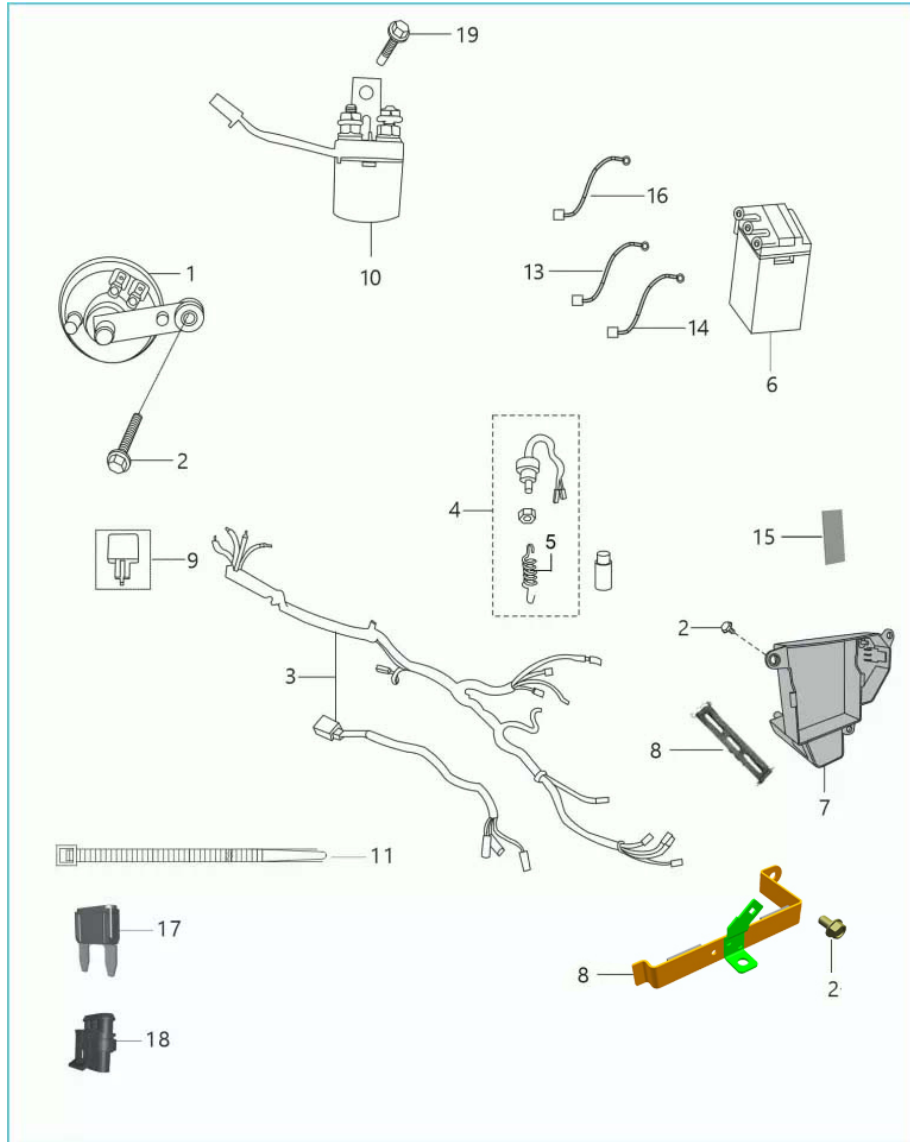
Sr. No.	Part No.	Description	QTY.	Remarks
1	PF401001	ASSEMBLY DIR IND FR-L/LMP	1	
2	PF401002	ASSEMBLY DIR IND FR-R/LMP	1	
3	PF401003	ASSEMBLY DIR IND RR-L/LMP	1	
4	PF401004	ASSEMBLY DIR IND RR-R/LMP	1	
5	20201029	LAMP :- 12V - 21/5W, P 21/5W	4	
6	DU201016	LENS - INDICATOR (MFR)	4	
7	LCL00001	NUT HEX FLANGE-M10X1.25XHT.10XBR	4	



Sr. No.	Part No.	Description	QTY.	Remarks
1	PF401005	TAIL LIGHT ASSY	1	
2	20201029	LAMP :- 12V - 21/5W, P 21/5W	1	
3	DG191064	NUT FLANGED- M6X1XHT.6XCL6XBRIGHT	2	
4	DD201011	DAMPER	2	
5	31201001	COLLAR	2	
6	LDB00015	WASHER PLAIN-ID 6.5XOD 20XT 2XBR	2	
7	PF231401	BRACKET LAMP TAIL	1	
8	KAED0820	BOLT FLANGED M8X1.25	2	
9	DF161252	PLATE - NUMBER :- REAR IN BLACK	1	
10	KBUA0510	SCREW TRUSS M5X0.8	2	
11	30201069	REFLECTOR REFLEX	1	
12	PF402210	BOOT	1	

Boxer BM 150 (00PFSHZZ)

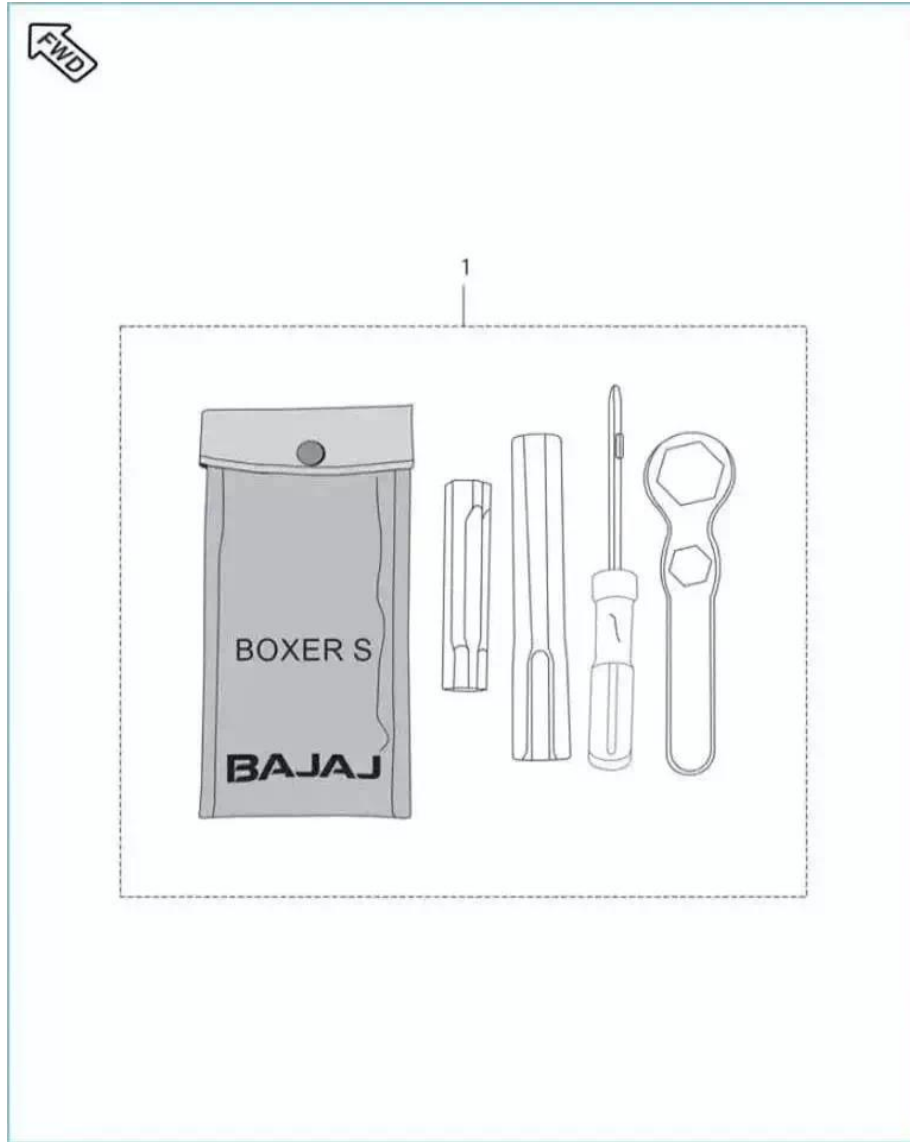
43. Electrical Equipments



Sr. No.	Part No.	Description	QTY.	Remarks
1	JV401602	DC HORN	1	
2	KADD0814	BOLT FLANGED M8X1.25	1	
3	PF402262	HARNESS WIRING	1	
3	PF402293	HARNESS WIRING	1	Ref IB - Cir - 502
4	PF401404	BRAKE SWITCH ASSY RR	1	
5	PF401403	SPRING BRAKE SWITCH	1	
6	JG401806	BATTERY 12V 6AH VRLA DRY WITHOUT ACID BO	1	
7	PF401819	ASSEMBLY CASE BATTERY	1	
8	JA401801	BATTERY BAND 5 AH	1	
8	DY113803	Clamp Assembly Battery	1	Ref IB - Cir - 503
9	DS201025	FLASHER - D. C. :- SOLID STATE	1	
10	DK201078	STARTER RELAY- WITH NUT	1	

Boxer BM 150 (00PFSHZZ)

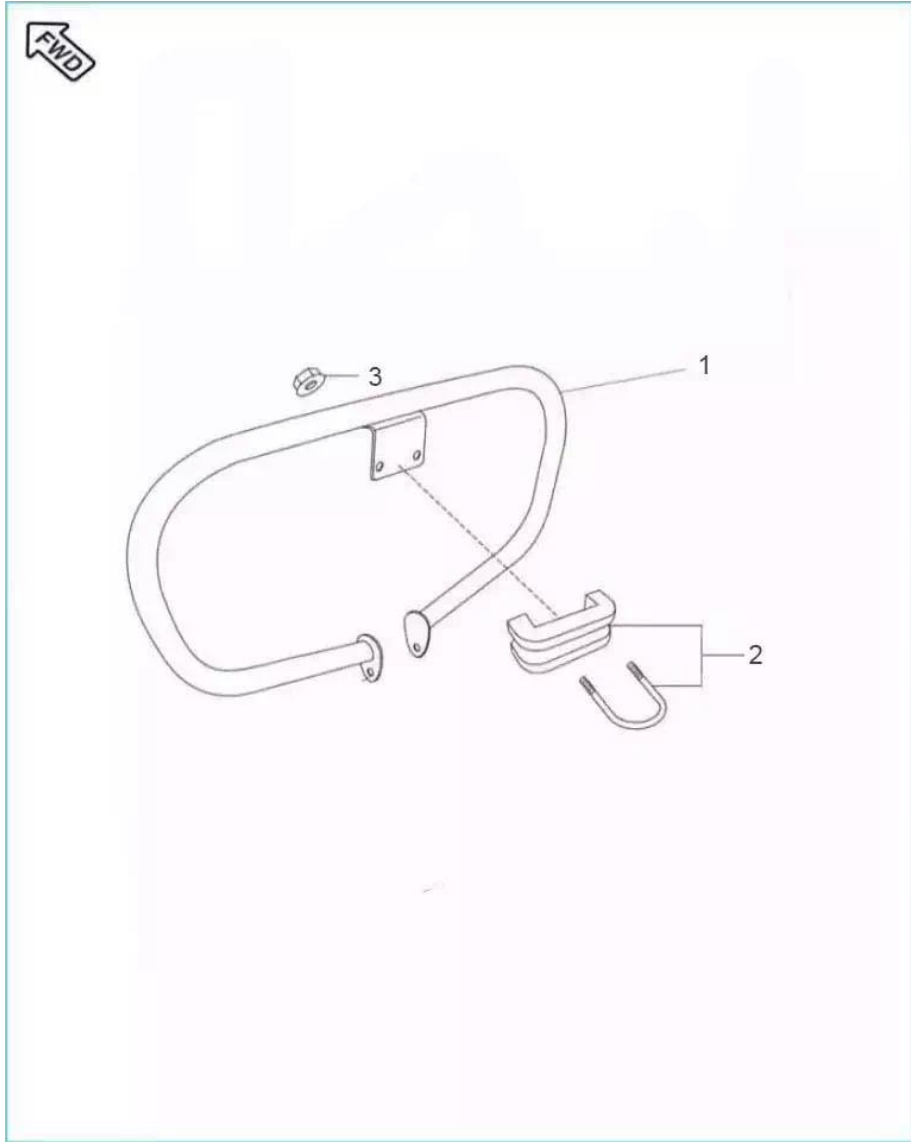
44. Tool Kit



Sr. No.	Part No.	Description	QTY.	Remarks
1	DM221013	KIT -TOOL WITH VALUE ENGG. TOOLS	1	

Boxer BM 150 (00PFSHZZ)

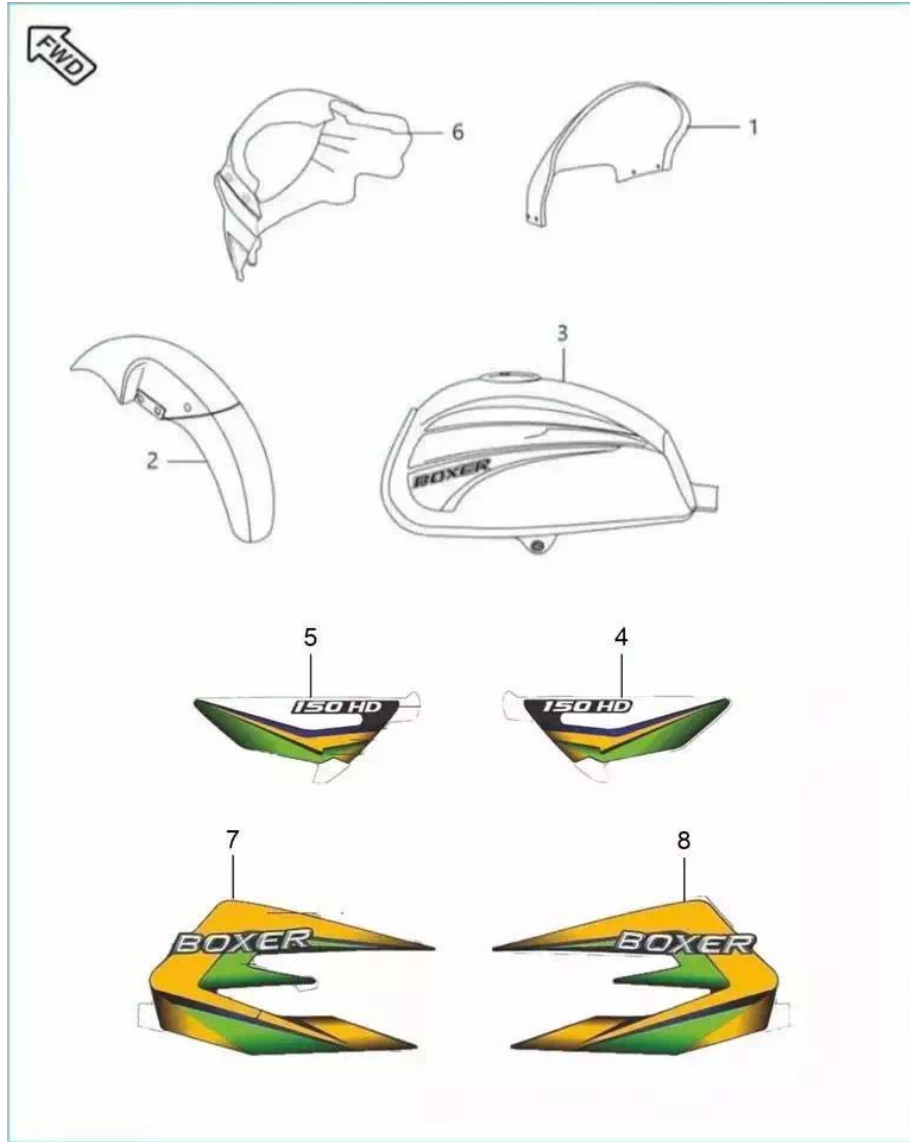
45. Accessories / Grab Handle



Sr. No.	Part No.	Description	QTY.	Remarks
1	PF231201	GUARD ASSEMBLY LEG	1	
2	36JW0013	HOOK LEG GUARD	1	
3	LCL00002	NUT HEX FLANGED M6X1	2	

Boxer BM 150 (00PFSHZZ)

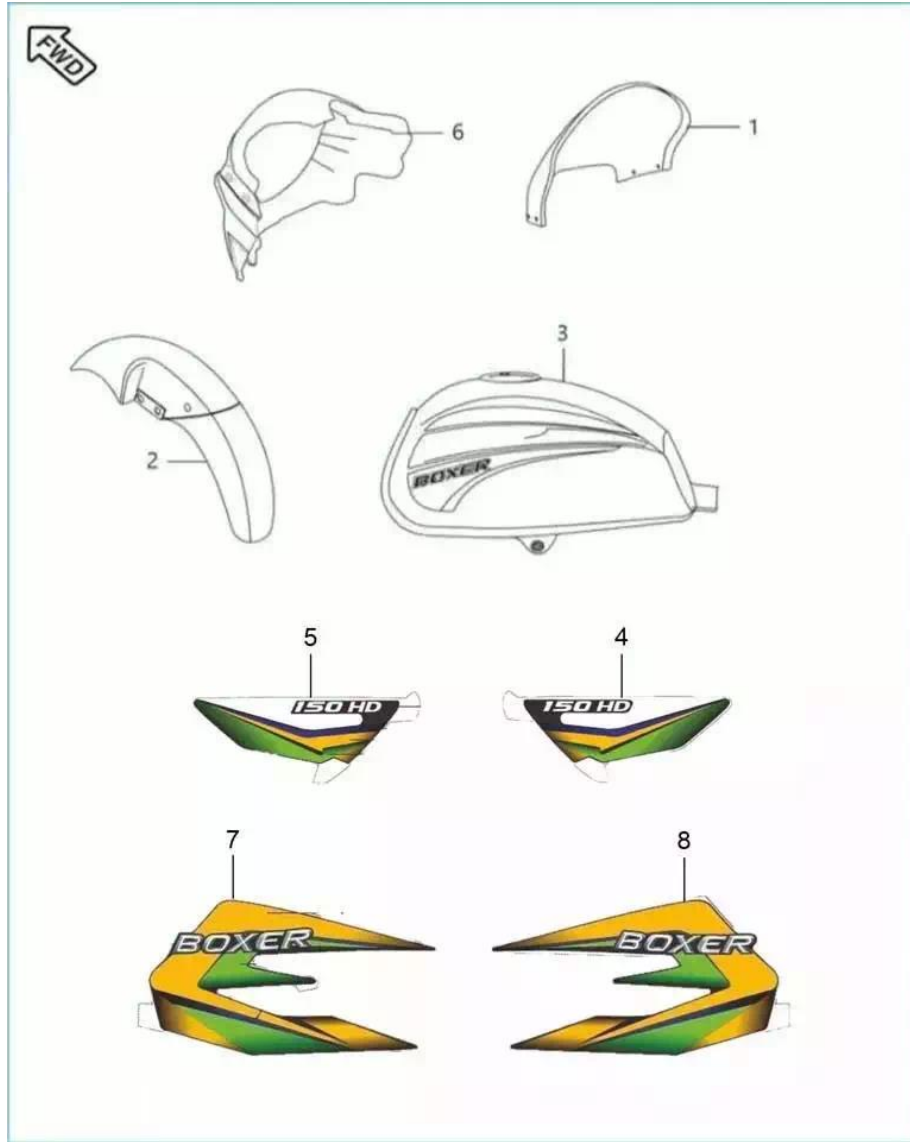
46. Painted Parts & Decals



Sr. No.	Part No.	Description	QTY.	Remarks
1	PF181209	WINDSHIELD	1	
2	PF181404	FENDER ASSEMBLY FRONT	1	
3	52PF1763	FUEL TANK EB BLK W YL GRN DKL(BM-150 UG	1	
3	52PF1825	TANK COCKTAIL WINE RED WITH DECAL(BM-150	1	
3	52PF2716	FUEL TANK BRIGHT YELLOW W DECAL BM150 UG	1	
3	52PF2452	FUEL TANK EB BLK W GREY DKL BM150 UG	1	
3	52PF2453	FUEL TANK EB BLK W RED DKL BM150 UG	1	
3	52PF1991	FUEL TANK ARC WHT WITH DECAL BM150UG	1	
4	52PF2458	SIDE COVER RH EB BLK W GREY DKL BM150 UG	1	
4	52PF2459	SIDE COVER RH EB BLK W RED DKL BM150 UG	1	
4	56JV13X3	PAINTED_PART BM 125 SIDE COVER RH EB BLK	1	
4	52PF2720	SIDE COVER RH BRIGHT YELL W DKL BM150UG	1	

Boxer BM 150 (00PFSHZZ)

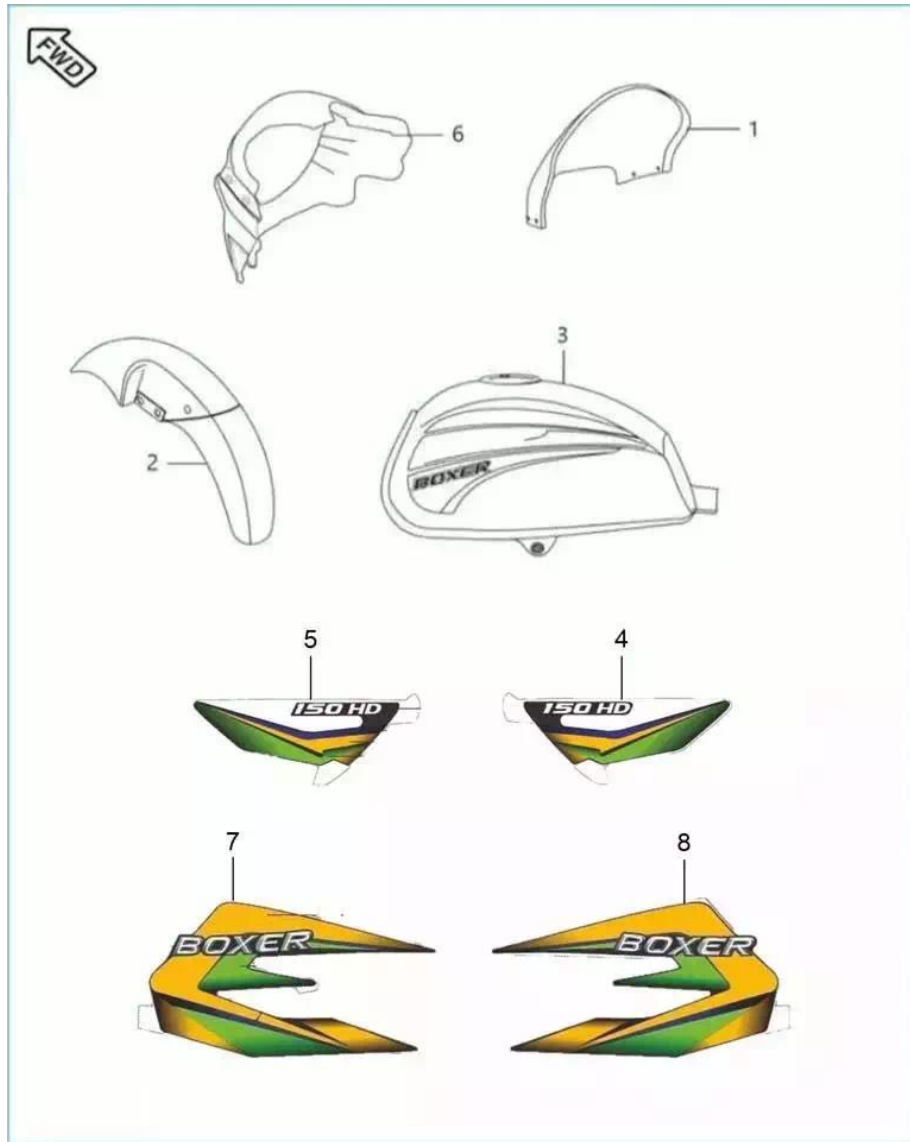
46. Painted Parts & Decals



Sr. No.	Part No.	Description	QTY.	Remarks
4	52PF1830	PAINTED_PART SIDE COVER RH BM150 C.W RED	1	
4	52PF1988	SIDE COVER RH ARC WHT W DKL BM150UG	1	
5	52PF1987	SIDE COVER LH ARC WHT W DKL BM150UG	1	
5	52PF1829	PAINTED_PART SIDE COVER LH BM150 C.W RED	1	
5	52PF2719	SIDE COVER LH BRIGHT YELL W DKL BM150UG	1	
5	56JV12X3	PAINTED_PART BM 125 SIDE COVER LH EB BLK	1	
5	52PF2456	SIDE COVER LH EB BLK W GREY DKL BM150 UG	1	
5	52PF2457	SIDE COVER LH EB BLK W RED DKL BM150 UG	1	
6	52PF2462	COWLING EB BLK W GREY DKL BM150 UG	1	
6	52PF2463	COWLING EB BLK W RED DKL BM150 UG	1	
6	52PF1827	COWLING COCKTAIL WINE RED WH DCL BM-150	1	
6	52PF1767	COWLING EB BLK W YL GRN DKL(BM-150 UG	1	

Boxer BM 150 (00PFSHZZ)

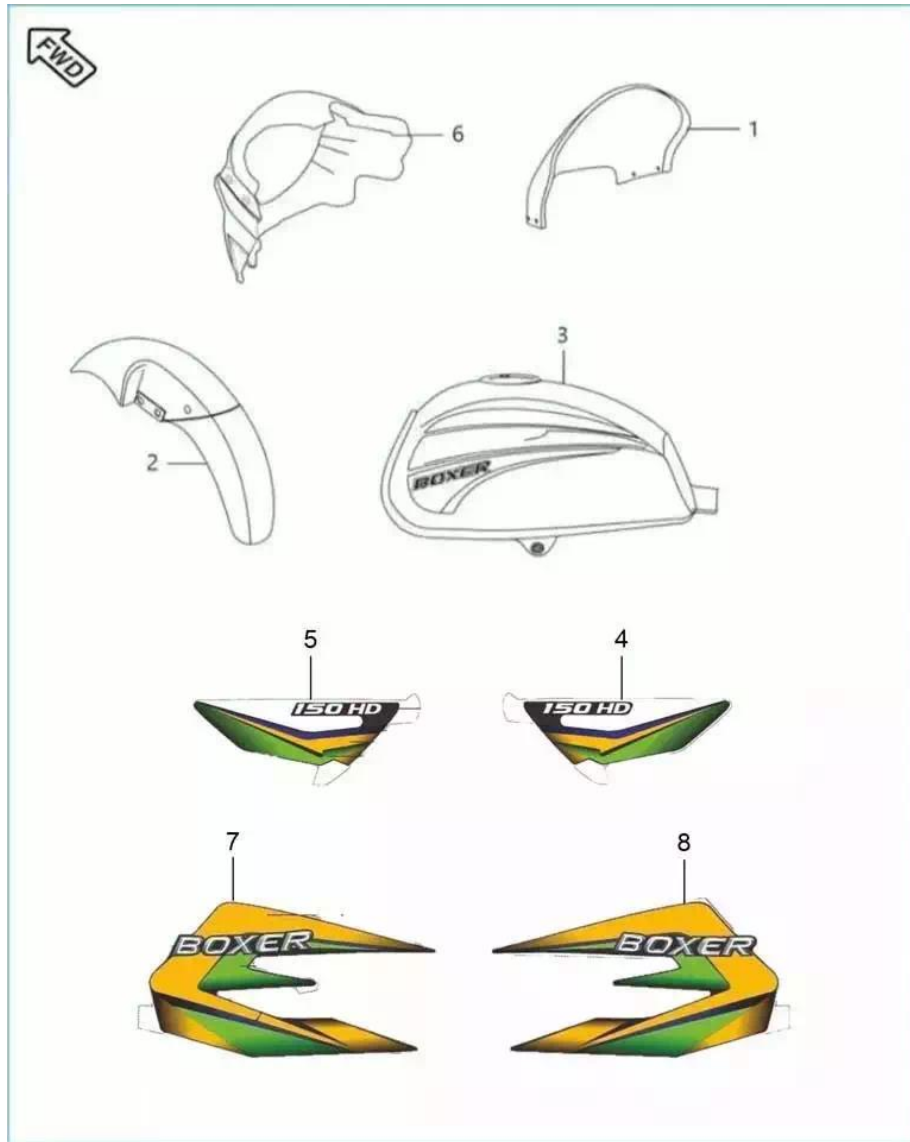
46. Painted Parts & Decals



Sr. No.	Part No.	Description	QTY.	Remarks
6	52PF1984	COWLING ARCTIC WHITE W DECAL BM150UG	1	
6	52PF2711	COWLING BRIGHT YELLOW W DECAL BM150 UG	1	
7	36PF0139	Kit Tank Decal Ebony Black Yellow Green	1	
7	36PF0140	Kit Tank Decal Cocktail Wine Red	1	
7	36PF0154	Kit Tank Decal Artic White	1	
7	36PF0211	Kit Tank Decal Bright Yellow	1	
7	36PF0179	Kit Tank Decal Black Grey	1	
7	36PF0181	Kit Tank Decal Black Red	1	
8	36PF0231	Kit Side Cover Decal Cocktail Wine Red	1	
8	36PF0235	Kit Side Cover Decal Black Grey	1	
8	36PF0234	Kit Side Cover Decal Black Red	1	
8	36PF0233	Kit Side Cover Decal Bright Yellow	1	

Boxer BM 150 (00PFSHZZ)

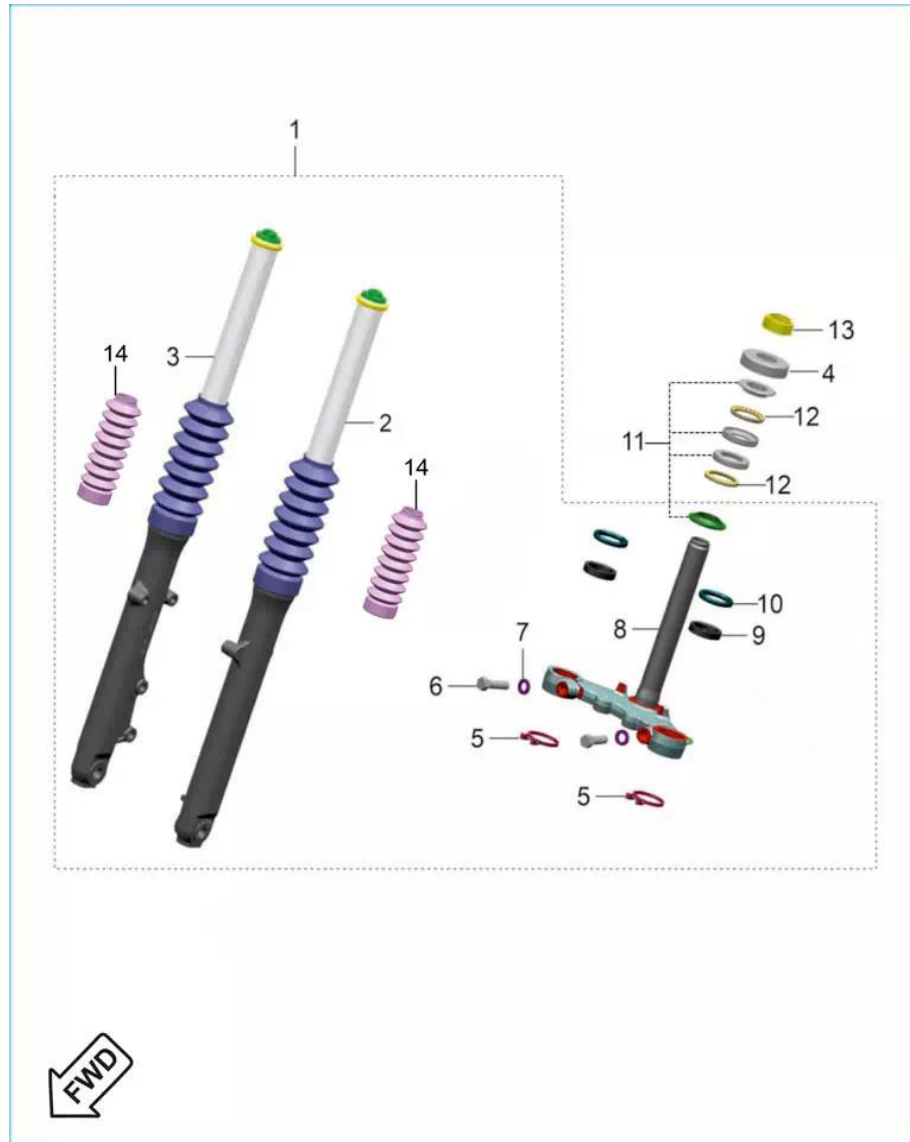
46. Painted Parts & Decals



Sr. No.	Part No.	Description	QTY.	Remarks
8	36PF0232	Kit Side Cover Decal Artic White	1	
8	36PF0230	Kit Side Cover Decal Ebony Black Yellow Green	1	
9	36PF0141	Kit Cowling Decal Ebony Black Yellow Green	1	N.I.
9	36PF0142	Kit Cowling Decal Cocktail Wine Red	1	N.I.
9	36PF0155	Kit Cowling Decal Artic White	1	N.I.
9	36PF0212	Kit Cowling Decal Bright Yellow	1	N.I.
9	36PF0180	Kit Cowling Decal Black Grey	1	N.I.
9	36PF0182	Kit Cowling Decal Black Red	1	N.I.

Boxer BM 150 (00PFSHZZ)

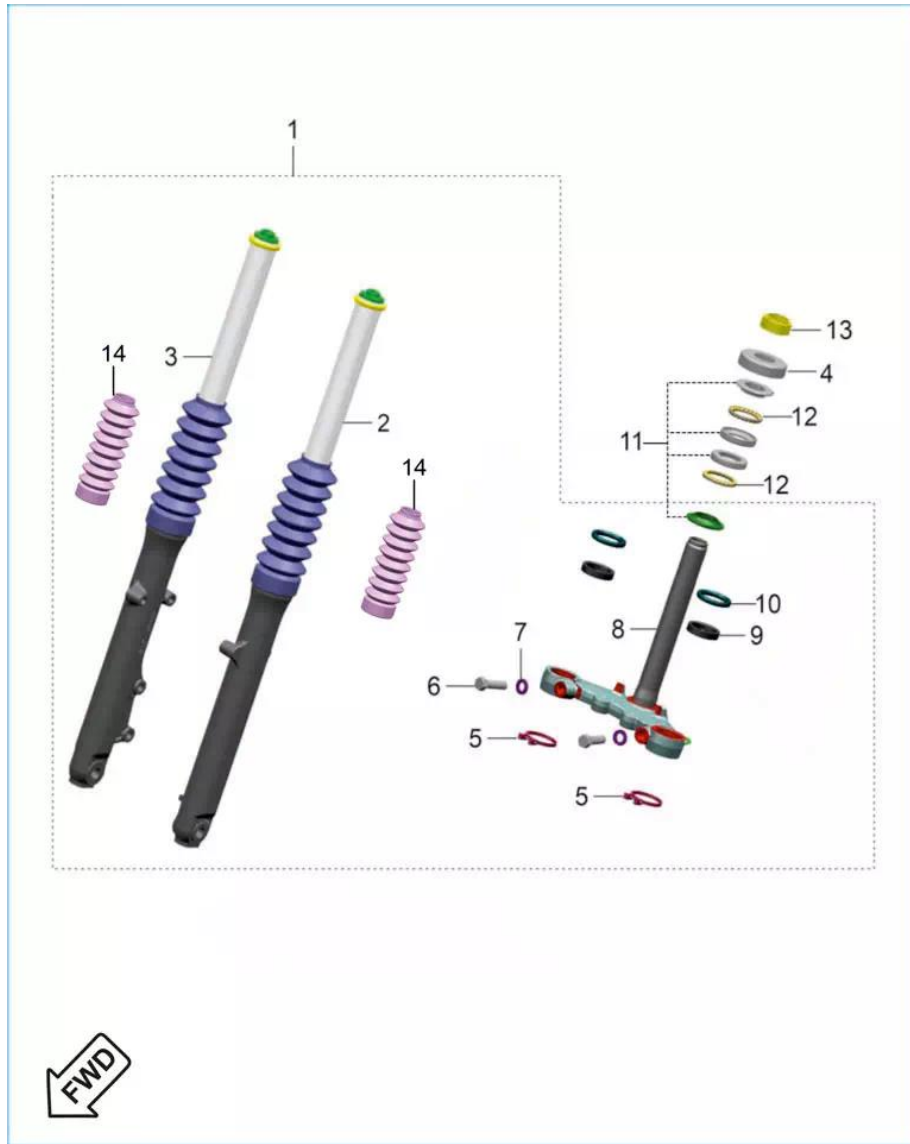
47. FRONT FORK(REF- IB CIR - 499)



Sr. No.	Part No.	Description	QTY.	Remarks
1	PF121115	FORK FRONT	1	
2	PF121116	LEG ASSEMBLY LH	1	
3	PF121117	LEG ASSEMBLY RH	1	
4	DH181014	CUP STEERING	1	
5	PF121054	CLAMP FOR BELLOW	2	
6	KAAD1035	BOLT M10X1.25	2	
7	KDDB1018	WASHER SPRING THIN	2	
8	JN151029	BRACKET ASSEMBLY UNDER	1	
9	PF121028	DAMPER COVER FORK	2	
10	DJ181085	CUSHION RUBBER	2	
11	36314001	KIT STEERING CONE NEW 4/S-BOXER-CT100	1	
12	DJ181115	CAGE BEARING STEERING	2	

Boxer BM 150 (00PFSHZZ)

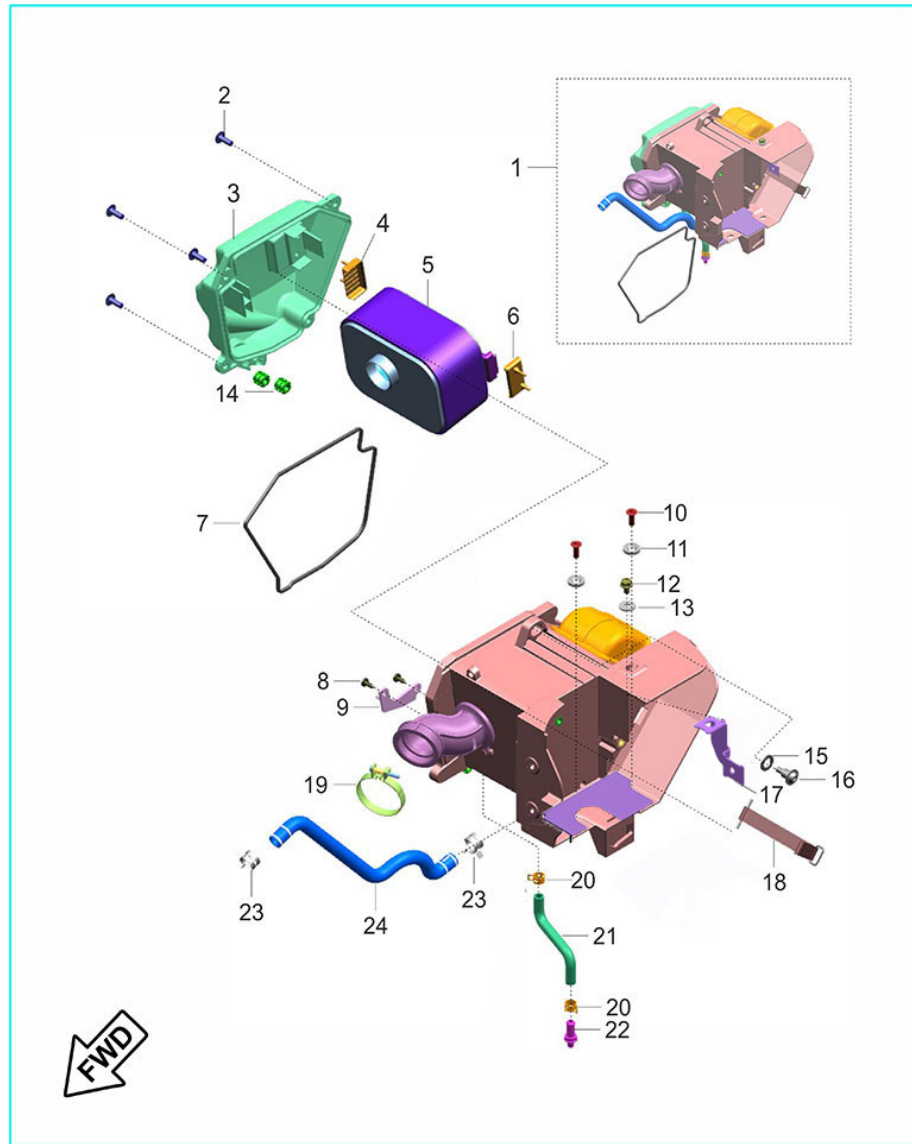
47. FRONT FORK(REF- IB CIR - 499)



Sr. No.	Part No.	Description	QTY.	Remarks
13	DS181018	NUT FORK	1	
14	PF121165	BELLOW	2	

Boxer BM 150 (00PFSHZZ)

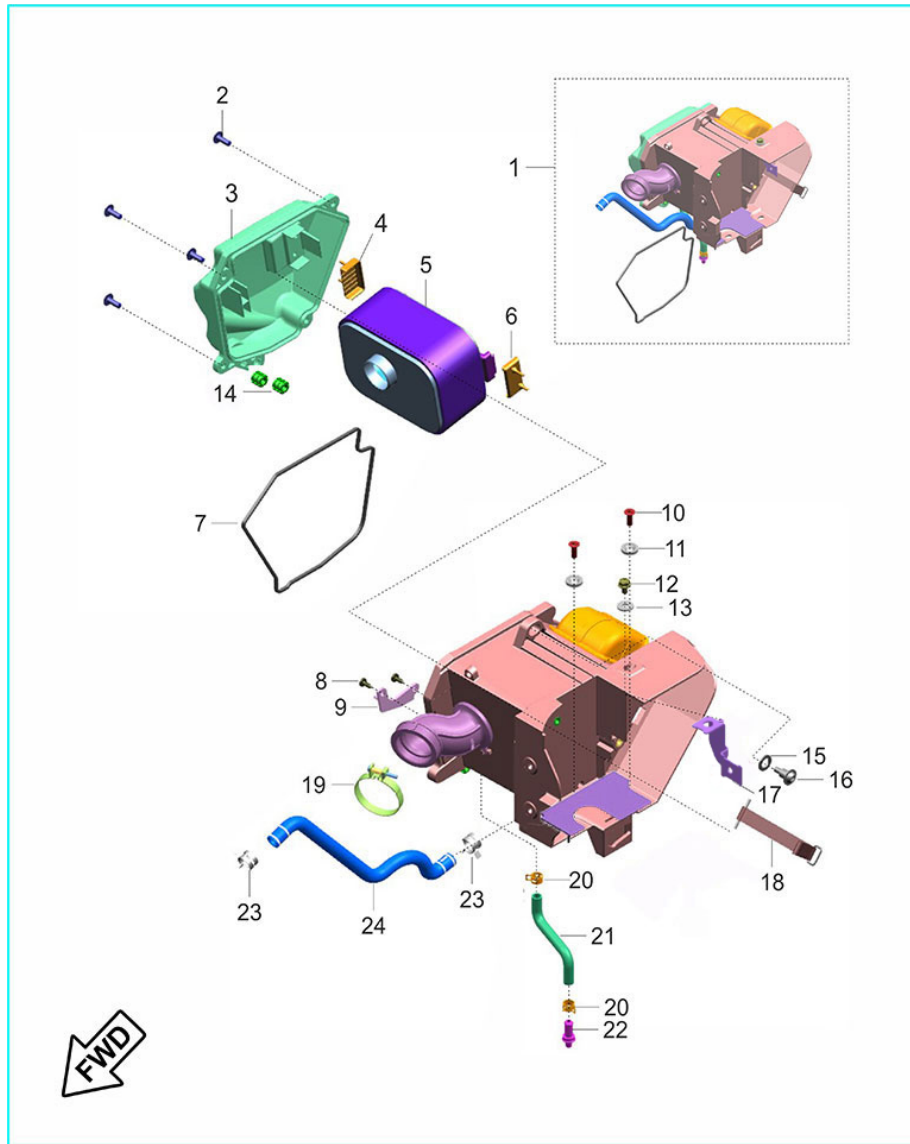
48. FILTER ASSEMBLY (REF - IB CIR - 503)



Sr. No.	Part No.	Description	QTY.	Remarks
1	PF583036	FILTER ASSEMBLY AIR	1	
2	KBUA0616	SCREW TRUS	4	
3	PF583028	COVER FILTER AIR	1	
4	PF583051	DAMPER COVER FILTER AIR	1	
5	PF583029	ELEMENT FILTER AIR	1	
6	PF583050	DAMPER CASE FILTER AIR	1	
7	DU121052	RING SEAL AF CT100	1	
8	KBRA4813	SCREW TAPPING PAN CROSS	2	
9	PF583030	PLATE BREATHER	1	
10	KBCA0616	SCREW CSK CROSS	2	
11	PF582925	WASHER	2	
12	KADA0610	BOLT FLANGED M6X1	1	

Boxer BM 150 (00PFSHZZ)

48. FILTER ASSEMBLY (REF - IB CIR - 503)



Sr. No.	Part No.	Description	QTY.	Remarks
13	LDB00068	WASHER PLAIN-ID 6.5XOD 17.5XT 2	1	
14	JG581075	INSERT	8	
15	KDAA1018	WASHER PLAIN SMALL	1	
16	LBU00070	SCREW BUTTON HEAD STEP M6X1	1	
17	PA111250	COLLAR SPECIAL	1	
18	DM221001	BAND FOR TOOL KIT	1	
19	PF583053	CLAMP	1	
20	DG121002	CLAMP	2	
21	DY581010	TUBE DRAIN B105A	1	
22	DS121126	PLUG	1	
23	BF131887	CLAMP	2	
24	PF583054	PIPE BREATHER	1	

